

COST OF WAR Through June 30, 2017

TOTAL COST

Since September 11, 2001, the Department of Defense (DoD) has obligated **\$1,463.3 billion** for war-related costs:

BREAKDOWN BY OPERATION since September 11, 2001

The **\$1,463.3 billion** breakdown by operation is:

Current Contingencies (\$147.6 billion):

	% of Total
• Operation FREEDOM'S SENTINEL (OFS):	\$102.9 billion (7%)
• Operation INHERENT RESOLVE (OIR):	\$17.1 billion (1%)
• Operation NOBLE EAGLE (ONE):	\$27.6 billion (2%)

Prior Year Contingencies (\$1,315.7 billion):

• Operation IRAQI FREEDOM (OIF)/NEW DAWN (OND):	\$731.0 billion (50%)
• Operation ENDURING FREEDOM (OEF):	\$584.7 billion (40%)

AVERAGE MONTHLY SPENDING

• The <u>average monthly spending</u> for <u>all</u> Operations:	\$3.6 billion (during FY 2017)
• The average monthly spending for OFS :	\$3.2 billion (91%)
• The average monthly spending for OIR :	\$0.6 billion (15%)
• The average monthly spending for OIF/OND :	\$<0.1 billion (3%)
• The average monthly spending for OEF :	\$-0.2 billion (-9%)
• The average monthly spending for ONE :	\$<0.1billion (<1%)

** The negative average monthly spending amounts result from normal deobligations and adjustments made within the fiscal year to properly align costs to the appropriate contingency operation.*

TALKING POINTS

- Operation FREEDOM'S SENTINEL (OFS) began on January 1, 2015. The international combat mission, Operation ENDURING FREEDOM (OEF), formally ended on December 31, 2014. OFS continues the train, advise, and assist mission of the Afghanistan National Defense and Security Forces (ANDSF) at the corps and Ministry of Defense level, as well as with the Ministry of the Interior. The DoD has approximately 8,400 military personnel in Afghanistan.
 - The focus is on those processes associated with financial management, human resource management, force sustainment (logistics), and command and control. This includes a significant effort to further integrate and enhance aviation capabilities and intelligence support into the operations of the ANDSF.
 - Additionally, approximately 6,800 North Atlantic Treaty Organization (NATO) troops and troops from non-NATO coalition nations remain in Afghanistan to conduct the NATO-led Resolute Support (RS) mission.
- Operation INHERENT RESOLVE (OIR) began in August 2014, as a military air power intervention in Iraq and Syria in response to the threat posed by the Islamic State of Iraq and Syria (ISIS). The DoD has approximately 5,600 military personnel in Iraq and Syria.
 - The OIR campaign seeks to deny and degrade ISIS through precision airstrikes and intelligence collection, disrupt the flow of foreign forces, and build partner capacity.
 - Includes working with and through the Government of Iraq's (GoI) Iraqi Security Forces (ISF) in Iraq and Vetted Syrian Opposition (VSO) forces in Syria to build key security force capabilities, help professionalize their security forces, and promote stability in the region.

WHAT IS THE MONEY BEING SPENT ON?

- War-related operational costs, such as operational tempo, training, overseas facilities and base support, equipment maintenance, and communications, and replacement of combat losses and enhancements.
- Support for deployed troops, which includes food, clothing, and health/medical services, special pay and benefits for troops in the field.
- Transportation of personnel and equipment, including airlift and sealift into and out of the theater of operations, and support payments for the ANDSF and coalition partners.

Cost of War Update as of June 30, 2017

Cost Estimate for Report

The cost to the Department of Defense to prepare and assemble this report is approximately \$180,000 for FY 2017.

Reference ID: 9-73F38AB

Department of Defense Cost of War as of June 30, 2017

(Dollars in Billions)

By Operation	Total FY 2016 ⁽¹⁾	FY 2017			Total Since 9/11
		Jun 2017	Cumulative 2017	Monthly Avg.	
IRAQI FREEDOM (OIF)/NEW DAWN (OND) ⁽¹⁾ /Post-OND Iraq Activities	-2.1	-0.2	0.3	<0.1	731.0
INHERENT RESOLVE (OIR)	6.0	0.7	5.1	0.6	17.1
Subtotal OIF/OND/OIR	3.9	0.5	5.4	0.6	748.1
ENDURING FREEDOM (OEF)	-4.0	0.2	-2.0	-0.2	584.7
FREEDOM'S SENTINEL (OFS)	41.8	4.5	28.6	3.2	102.9
Subtotal OEF/OFS	37.8	4.7	26.6	3.0	687.6
NOBLE EAGLE (ONE)	<0.1	<0.1	<0.1	<0.1	27.6
TOTAL	41.7	5.3	32.0	3.6	1,463.3

Totals may not add due to rounding

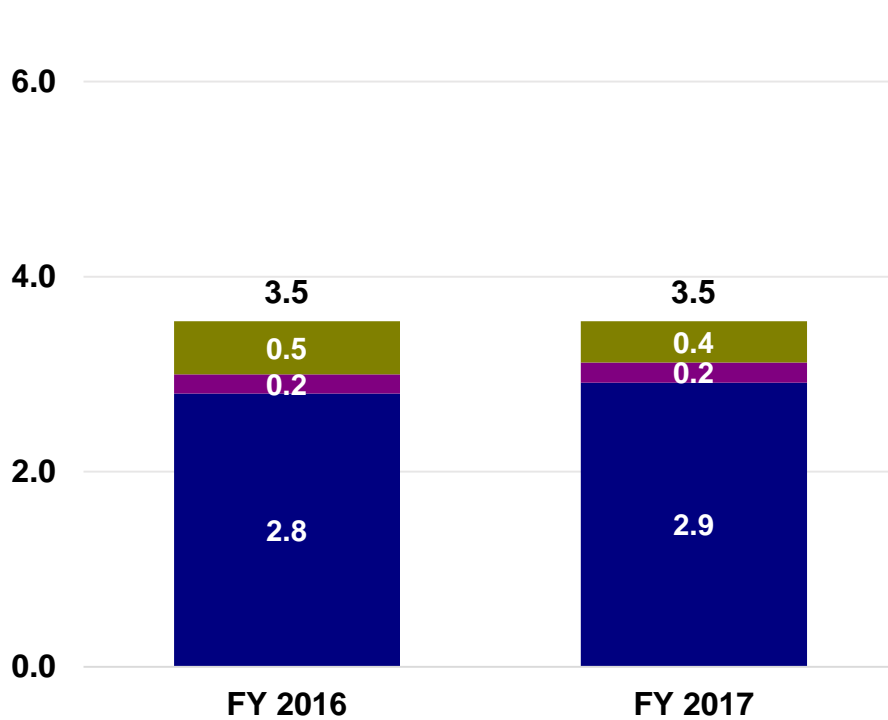
⁽¹⁾ The totals in the FY 2016 column for Operation NEW DAWN (OND) and Operation ENDURING FREEDOM (OEF) reflect the cumulative total of downward adjustments posted to prior year accounts and adjustments between operations (e.g., OEF transfers to OFS and OIR for proper alignment).

Source: Defense Finance and Accounting Service, Cost of War Monthly Report
Data as of June 30, 2017

FY 2017 Obligations for Contingency Operations Comparison of OIF/OND/OIR/OEF/OFS “Average Monthly Spending” — All Years

(Dollars in Billions)

FY 2017 Average Obligations



Security Forces and Coalition Support

The average FY 2017 monthly spending is slightly less than the FY 2016 monthly average due to lower obligations for Defense Forces sustainment and Interior Forces Sustainment and Equipment in the Afghan Security Forces Fund.

Investment

Although the average FY 2017 obligations are approximate to the average FY 2016 obligations, the core FY 2017 procurement activity is significantly higher than the FY 2016 obligations. The FY 2017 average has been materially negatively impacted by the multiple prior year Army adjustments and deobligations recorded in prior months. These valid, prior year deobligations were accumulated over time and applied as a lump sum in 2017.

Military Operations

The average FY 2017 obligations are slightly higher due to increased spending for reserve components called to active duty, operating tempo, other supplies and equipment, contractor logistics support and command, control, communications, computers, and intelligence (C4I).

Totals may not add due to rounding

*Note: Obligation data does not include non-DoD classified programs and less than \$<0.1 billion from base funded Operation NOBLE EAGLE (ONE)
Source: Defense Finance and Accounting Service, Cost of War Monthly Report
Data as of June 30, 2017*

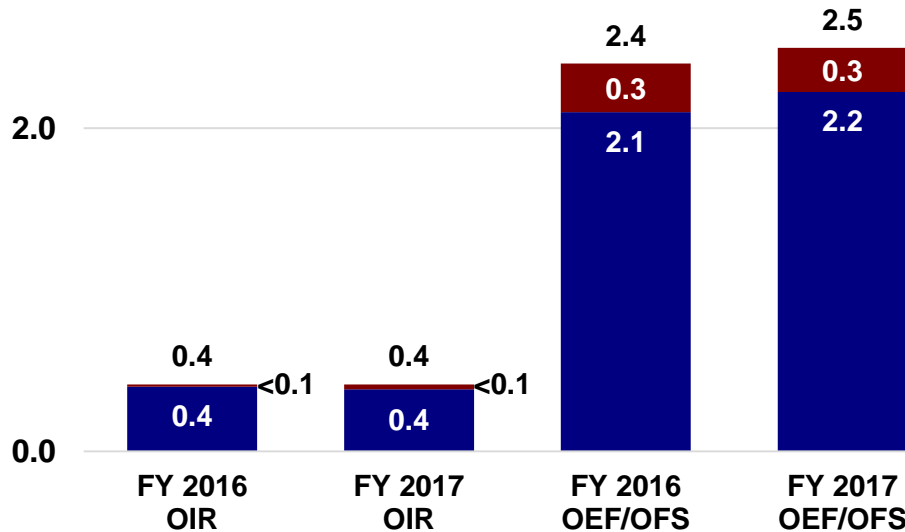
FY 2017 Obligations for Military Operations

Comparison of OIF/OND/OIR/OEF/OFS

“Average Monthly Spending” — All Years

(Dollars in Billions)

Comparison of Average Monthly Spending by Major Contingency Operation
 (FY 2016: \$2.8 billion)
 (FY 2017: \$2.9 billion)



FY 2017 Average Obligations

Military Personnel

(FY 2016: \$0.3 billion; FY 2017: \$0.3 billion)

OIR: The average obligations are slightly higher due to increased spending in reserve components called to active duty and subsistence.

OEF/OFS: The average obligations are slightly higher due to increased spending in reserve components called to active duty, imminent danger or hostile fire pay, and hardship duty pay.

Operation and Maintenance (includes Working Capital Funds)

(FY 2016: \$2.5 billion; FY 2017: \$2.6 billion)

OIR: The average obligations are slightly lower due to decreased spending in C4I and depot level maintenance.

OEF/OFS: The average obligations are slightly higher due to increased spending for C4I, training, operating tempo, other supplies and equipment, and contractor logistics support.

The FY 2017 average monthly spending for military operations is \$2.9 billion, only slightly higher than the overall FY 2016 monthly spending average.

Totals may not add due to rounding

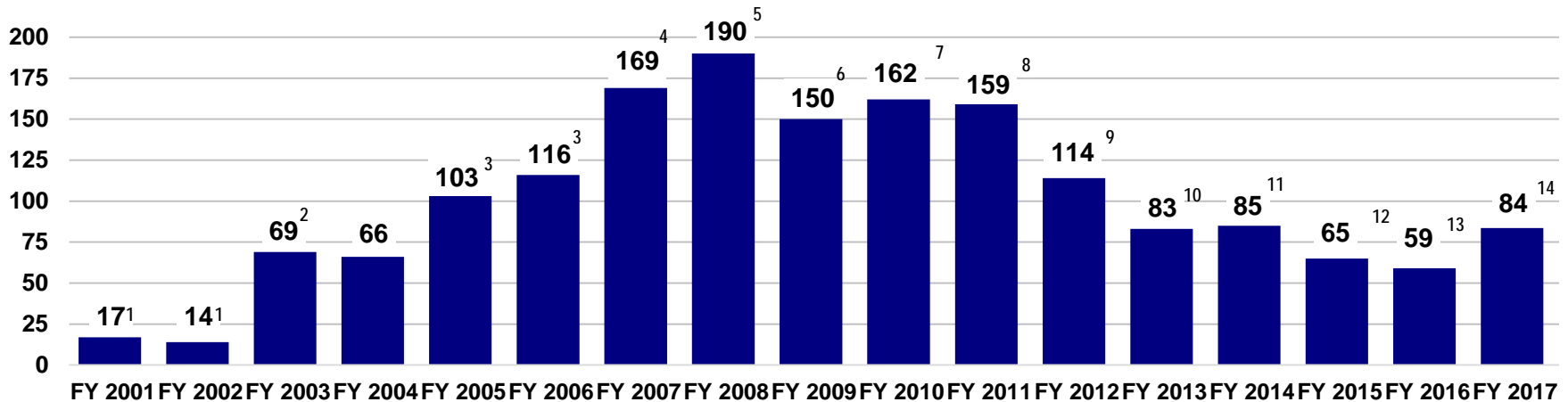
Note: Obligation data does not include non-DoD classified programs and less than \$<0.1 billion from base funded Operation NOBLE EAGLE (ONE)
Source: Defense Finance and Accounting Service, Cost of War Monthly Report.
Data as of June 30, 2017

Cost of War Backup Detail

Funding Appropriated through War-related Requests

FY 2001 – FY 2017 (\$1,705B)

(Dollars in Billions)



- 1/ FY 2001 includes \$3.5B of funds appropriated in the FY 2002 Supplemental (PL 107-117) as that is the year where the obligations were incurred. Authorization for the obligation of these funds was provided in the FY 2001 Supplemental (PL 107-38), which provided \$40B to OMB's Emergency Response Program for response to the 9/11 terrorist attacks on the United States
- 2/ FY 2003 reflects a rescission of \$3.5B of Iraq Freedom Funds enacted in the FY 2004 DoD Appropriations Act (PL 108-87)
- 3/ FY 2005 reflects \$25B appropriated in FY 2004 for FY 2005 war-related costs (Title IX Bridge) (PL 108-287); reflects \$3B appropriated in PLs 108-324, 109-61, and 109-62 for Hurricane Disaster Relief
- 4/ FY 2007 includes \$3B appropriated in GWOT Emergency Supplemental (PL 110-28) for BRAC
- 5/ FY 2008 includes \$16.8B appropriated for the Mine Resistant Ambush Protected Transfer Fund (PL 110-92 (\$5.2B)) and (PL 110-116 (\$11.6B)); also includes \$0.143B rescission enacted in the FY 2009 Supplemental but applicable to the FY 2008 OCO; does not reflect the \$3B rescission in PL 110-252 section 8003 applied to baseline programs
- 6/ FY 2009 does not reflect \$4.5B of rescissions enacted in the FY 2009 Supplemental that were applied to the Department's baseline programs; however, FY 2009 reflects \$0.1B of rescissions enacted in PL 113-6 (see note 10)
- 7/ FY 2010 reflects \$0.5B of rescissions enacted in the FY 2010 Supplemental, Education, Jobs, & Medicaid Assistance (PL 111-226), that were applied to the Department's FY 2010 OCO amounts; also, FY 2010 reflects \$0.6B of rescissions enacted in PL 112-74 (see note 9)
- 8/ FY 2011 reflects the FY 2011 Department of Defense and Full Year Continuing Appropriations Act (PL 112-10); also, FY 2011 reflects \$0.2B of rescissions enacted in PL 113-6 (see note 10) and \$0.1B of FY 2013 sequestered amount
- 9/ FY 2012 reflects the \$116B appropriated in the FY 2012 Consolidated Appropriations Act (PL 112-74) and does not reflect the \$0.6B of rescissions enacted in PL 112-74 that were applied to the Department's FY 2010 OCO programs; however, FY 2012 reflects \$1.7B of rescissions enacted in PL 113-6 (see note 10) and \$0.5B of FY 2013 sequestered amount
- 10/ FY 2013 reflects the Consolidated and Further Continuing Appropriations Act (PL 113-6) and does not reflect the \$0.1B, \$0.2B, and \$1.7B of rescissions enacted in PL 113-6 that were applied to the Department's FYs 2009, 2011, and 2012 OCO programs, respectively; however, FY 2013 reflects \$5.5B of FY 2013 sequestered amount
- 11/ FY 2014 reflects the Consolidated Appropriations Act (PL 113-76) and does not reflect the \$0.1B of rescissions enacted in PL 113-76 that were applied to the Department's FYs 2009 (\$0.05B) and 2013 (\$0.09B) in OCO programs, respectively
- 12/ FY 2015 reflects the Consolidated and Further Continuing Appropriations Act (PL 113-235) and does not reflect the \$1.2B of rescissions enacted in PL 113-235 that were applied to the Department's FYs 2014 (\$1.2B) and FY 2013 (\$0.007B) in OCO programs, respectively. Excludes Ebola emergency supplemental funds received in Title X for \$112 million
- 13/ FY 2016 reflects the Consolidated Appropriations Act, 2016 (PL 114-113) and does not reflect the \$0.4 of recessions enacted in PL 114-113 that were applied to FY 2015 Afghanistan Security Forces Fund
- 14/ FY 2017 reflects the Continuing Appropriations and the Military Construction, Veterans Affairs, and Related Agencies Appropriations Act, 2017 (Public Law (P.L.) 114-223) September 29, 2016 (\$172 million), the Further Continuing and Security Assistance Appropriations Act, 2017 (P.L. 114-254), December 10, 2016, (\$5.8 billion), and the Consolidated Appropriations Act of 2017 (P.L. 115-31) May 5, 2017, \$76.8 billion -Title IX and Title X.

Note: Includes funding for OIF/OND/OIR, OEF/OFS, and ONE. Beginning in FY 2005, ONE is funded in the DoD baseline.

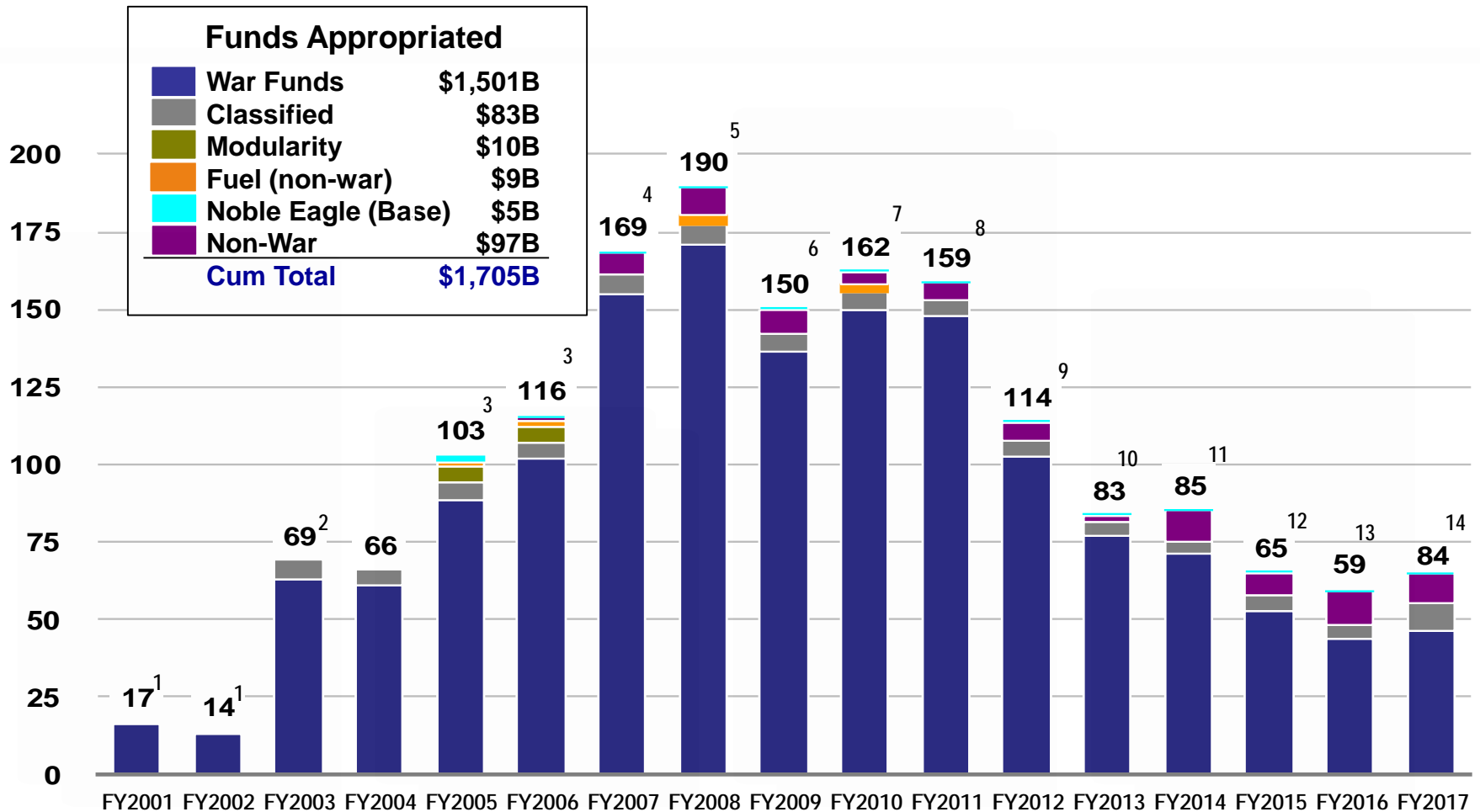
Totals may not add due to rounding

Source: Department of Defense Appropriations Acts Data as of June 30, 2017

Funding Appropriated through War-related Requests

FY 2001 – FY 2017 (\$1,705B)

(Dollars in Billions)



Explanations for footnotes 1-14 are provided on Slide 12

Note: Includes funding for OIF/OND/OIR, OEF/OFS, and ONE. Beginning in FY 2005, ONE is funded in the DoD baseline.

Source: Department of Defense Appropriations Acts

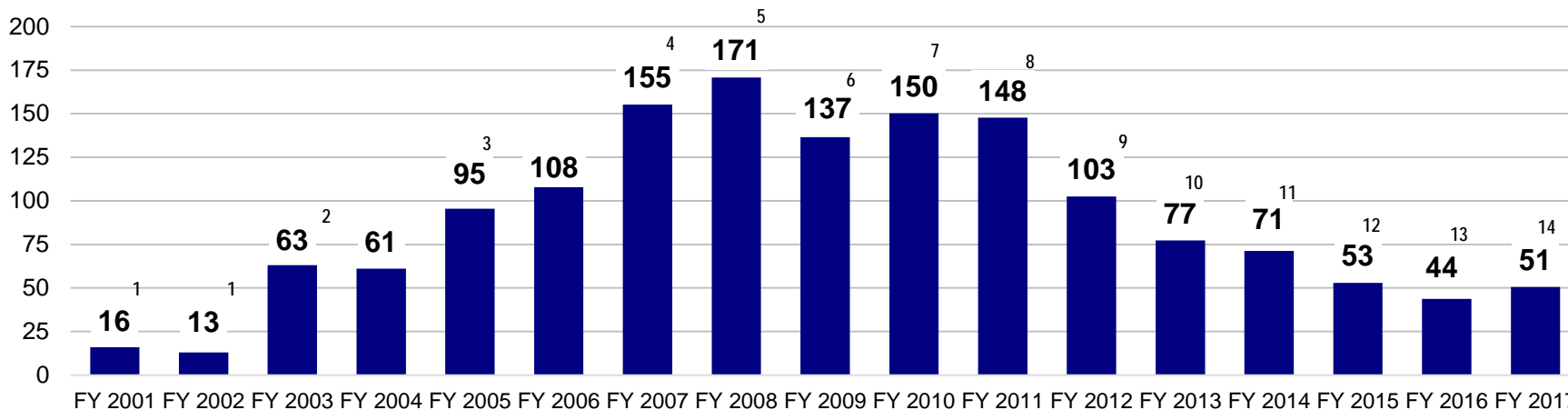
Data as of June 30, 2017

Totals may not add due to rounding

Funding Appropriated through War-related Requests FY 2001 – FY 2017 (\$1,515B)

Excludes Non-DoD Classified and Non-War Costs (\$190B)

(Dollars in Billions)



- 1/ FY 2001 includes \$3.5B of funds appropriated in the FY 2002 Supplemental (PL 107-117) as that is the year where the obligations were incurred. Authorization for the obligation of these funds was provided in the FY 2001 Supplemental (PL 107-38), which provided \$40B to OMB's Emergency Response Program for response to the 9/11 terrorist attacks on the United States
- 2/ FY 2003 reflects a rescission of \$3.5B of Iraq Freedom Funds enacted in the FY 2004 DoD Appropriations Act (PL 108-87)
- 3/ FY 2005 reflects \$25B appropriated in FY 2004 for FY 2005 war-related costs (Title IX Bridge) (PL 108-287); reflects \$3B appropriated in PLs 108-324, 109-61, and 109-62 for Hurricane Disaster Relief
- 4/ FY 2007 includes \$3B appropriated in GWOT Emergency Supplemental (PL 110-28) for BRAC
- 5/ FY 2008 includes \$16.8B appropriated for the Mine Resistant Ambush Protected Transfer Fund (PL 110-92 (\$5.2B)) and (PL 110-116 (\$11.6B)); also includes \$0.143B rescission enacted in the FY 2009 Supplemental but applicable to the FY 2008 OCO; does not reflect the \$3B rescission in PL 110-252 section 8003 applied to baseline programs
- 6/ FY 2009 does not reflect \$4.5B of rescissions enacted in the FY 2009 Supplemental that were applied to the Department's baseline programs; however, FY 2009 reflects \$0.1B of rescissions enacted in PL 113-6 (see note 10)
- 7/ FY 2010 reflects \$0.5B of rescissions enacted in the FY 2010 Supplemental, Education, Jobs, & Medicaid Assistance (PL 111-226), that were applied to the Department's FY 2010 OCO amounts; also, FY 2010 reflects \$0.6B of rescissions enacted in PL 112-74 (see note 9)
- 8/ FY 2011 reflects the FY 2011 Department of Defense and Full Year Continuing Appropriations Act (PL 112-10); also, FY 2011 reflects \$0.2B of rescissions enacted in PL 113-6 (see note 10) and \$0.1B of FY 2013 sequestered amount
- 9/ FY 2012 reflects the \$116B appropriated in the FY 2012 Consolidated Appropriations Act (PL 112-74) and does not reflect the \$0.6B of rescissions enacted in PL 112-74 that were applied to the Department's FY 2010 OCO programs; however, FY 2012 reflects \$1.7B of rescissions enacted in PL 113-6 (see note 10) and \$0.5B of FY 2013 sequestered amount
- 10/ FY 2013 reflects the Consolidated and Further Continuing Appropriations Act (PL 113-6) and does not reflect the \$0.1B, \$0.2B, and \$1.7B of rescissions enacted in PL 113-6 that were applied to the Department's FYs 2009, 2011, and 2012 OCO programs, respectively; however, FY 2013 reflects \$5.5B of FY 2013 sequestered amount
- 11/ FY 2014 reflects the Consolidated Appropriations Act (PL 113-76) and does not reflect the \$0.1B of rescissions enacted in PL 113-76 that were applied to the Department's FYs 2009 (\$0.05B) and 2013 (\$0.09B) in OCO programs, respectively
- 12/ FY 2015 reflects the Consolidated and Further Continuing Appropriations Act (PL 113-235) and does not reflect the \$1.2B of rescissions enacted in PL 113-235 that were applied to the Department's FYs 2014 (\$1.2B) and FY 2013 (\$0.007B) in OCO programs, respectively. Excludes Ebola emergency supplemental funds received in Title X for \$112 million
- 13/ FY 2016 reflects the Consolidated Appropriations Act, 2016 (PL 114-113) and does not reflect the \$0.4 of recessions enacted in PL 114-113 that were applied to FY 2015 Afghanistan Security Forces Fund
- 14/ FY 2017 reflects the Continuing Appropriations and the Military Construction, Veterans Affairs, and Related Agencies Appropriations Act, 2017 (Public Law (P.L.) 114-223) September 29, 2016 (\$172 million), the Further Continuing and Security Assistance Appropriations Act, 2017 (P.L. 114-254), December 10, 2016, (\$5.8 billion), and the Consolidated Appropriations Act of 2017 (P.L. 115-31) May 5, 2017, \$76.8 billion - Title IX and Title X less the European Reassurance Initiative, Classified Activities, and other non War appropriated amounts..

Note: Includes funding for OIF/OND/OIR, OEF/OFS, and ONE. Beginning in FY 2005, ONE is funded in the DoD baseline.

Totals may not add due to rounding

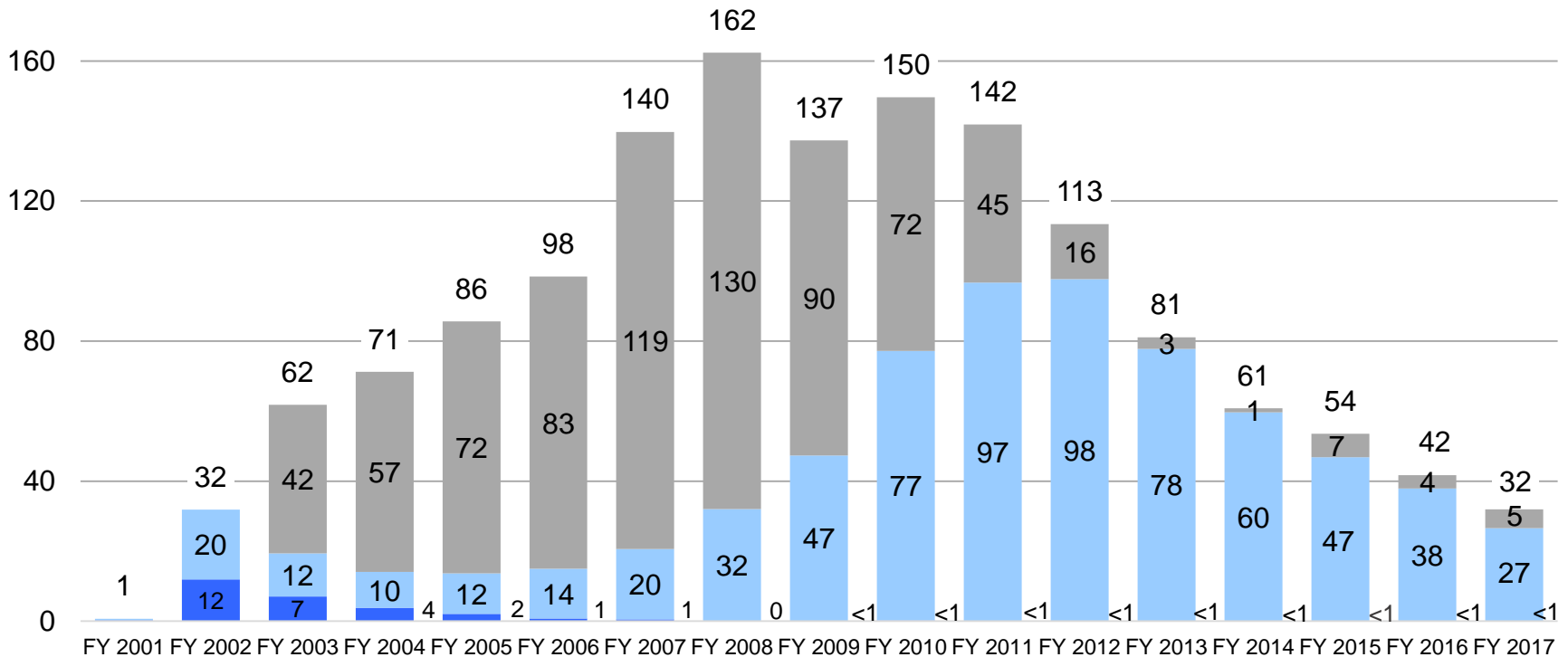
Source: Department of Defense Appropriations Acts Data as of June 30, 2017

Department of Defense Cost of War

Total War-related Obligations by Year Appropriated

(Dollars in Billions)

War-related Obligations	
Iraq (OIF/OND/Post-OND Iraq Activities)/(OIR)	\$748 B
Afghanistan (OEF)/(OFS)	\$687 B
Noble Eagle	\$28 B
Total	\$1,463 B

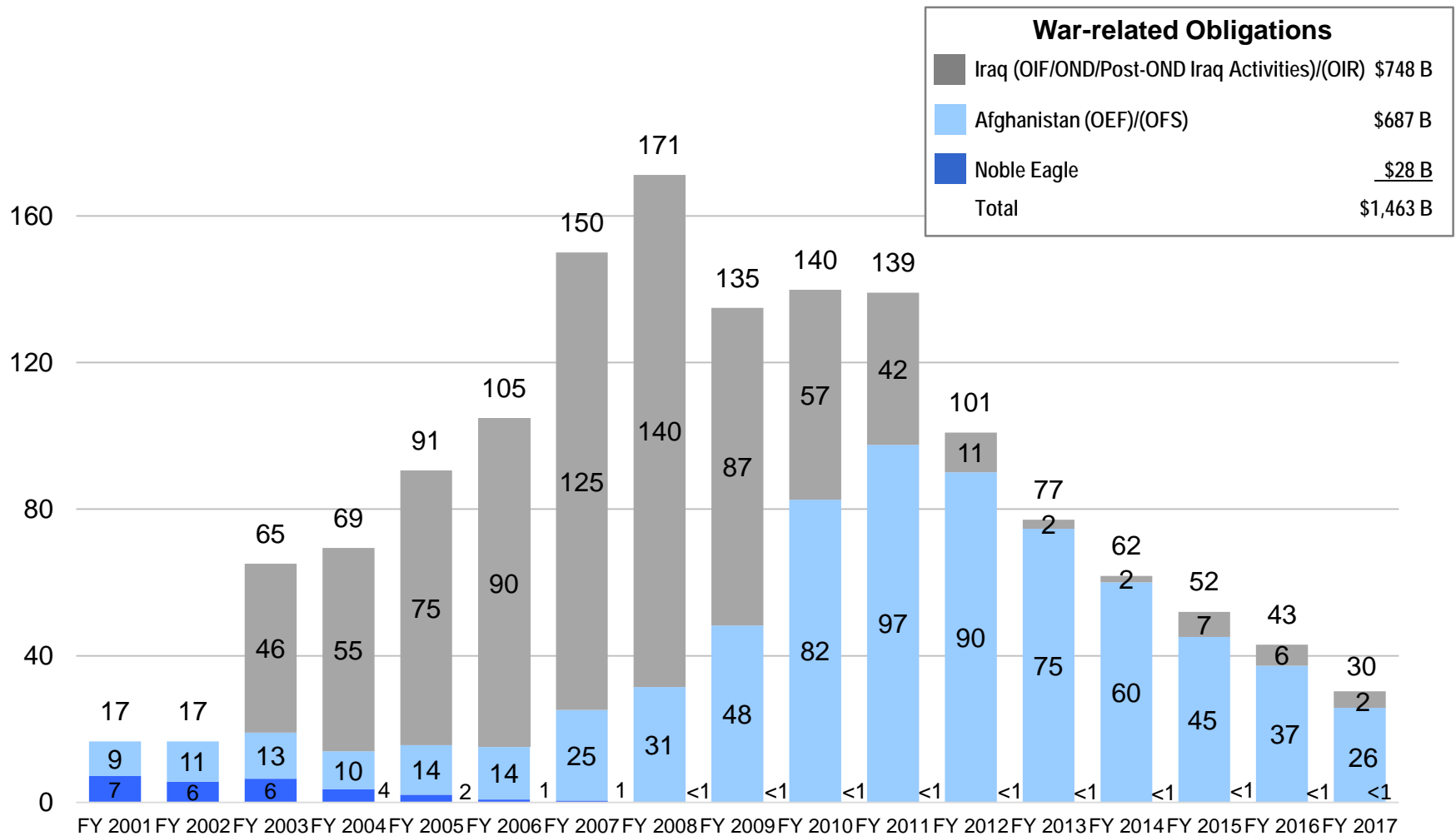


Note: Obligation data shown against year funds obligated. Does not include non-DoD classified programs.
 Source: Defense Finance and Accounting Service, Cost of War Monthly Report
 Data as of June 30, 2017

Totals may not add due to rounding

Department of Defense Cost of War

Total War-related Obligations by Year Incurred



Note: Obligation data shown against year funds obligated. Does not include non-DoD classified programs.
 Source: Defense Finance and Accounting Service, Cost of War Monthly Report
 Data as of June 30, 2017

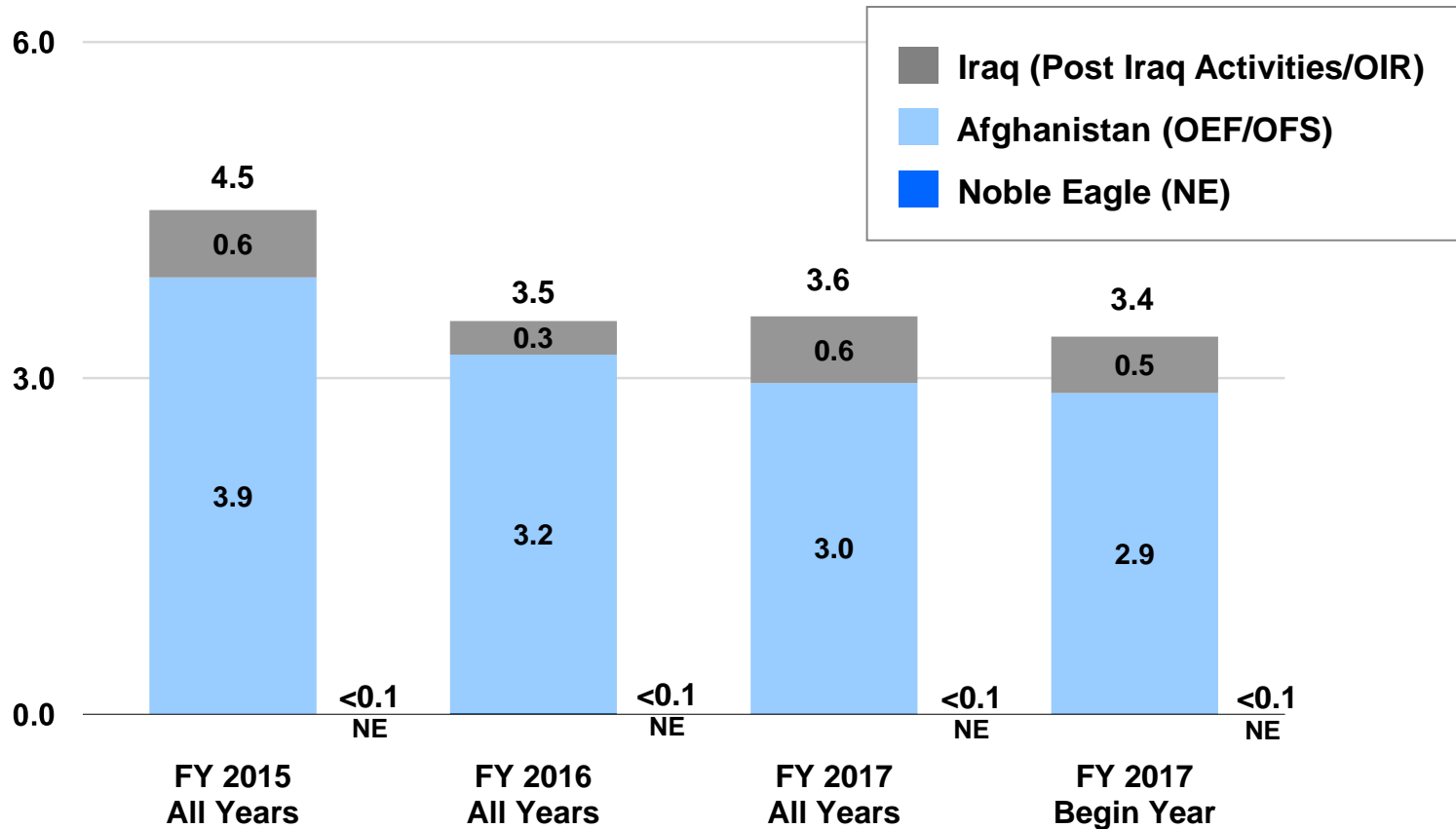
Totals may not add due to rounding

FY 2017 Obligations for Contingency Operations

Comparison of OIF/OND/Post-OND Iraq Activities/OIR OEF/OFS/ONE

“Average Monthly Spending”

(Dollars in Billions)



*Note: Obligation data does not include non-DoD classified programs.
Source: Defense Finance and Accounting Service, Cost of War Monthly Report
Data as of June 30, 2017*

Totals may not add due to rounding

Explanatory Footnotes for Slide 7

- 1/ FY 2001 includes \$3.5B of funds appropriated in the FY 2002 Supplemental (PL 107-117) as that is the year where the obligations were incurred. Authorization for the obligation of these funds was provided in the FY 2001 Supplemental (PL 107-38), which provided \$40B to OMB's Emergency Response Program for response to the 9/11 terrorist attacks on the United States
- 2/ FY 2003 reflects a rescission of \$3.5B of Iraq Freedom Funds enacted in the FY 2004 DoD Appropriations Act (PL 108-87)
- 3/ FY 2005 reflects \$25B appropriated in FY 2004 for FY 2005 war-related costs (Title IX Bridge) (PL 108-287); reflects \$3B appropriated in PLs 108-324, 109-61, and 109-62 for Hurricane Disaster Relief
- 4/ FY 2007 includes \$3B appropriated in GWOT Emergency Supplemental (PL 110-28) for BRAC
- 5/ FY 2008 includes \$16.8B appropriated for the Mine Resistant Ambush Protected Transfer Fund (PL 110-92 (\$5.2B)) and (PL 110-116 (\$11.6B)); also includes \$0.143B rescission enacted in the FY 2009 Supplemental but applicable to the FY 2008 OCO; does not reflect the \$3B rescission in PL 110-252 section 8003 applied to baseline programs
- 6/ FY 2009 does not reflect \$4.5B of rescissions enacted in the FY 2009 Supplemental that were applied to the Department's baseline programs; however, FY 2009 reflects \$0.1B of rescissions enacted in PL 113-6 (see note 10)
- 7/ FY 2010 reflects \$0.5B of rescissions enacted in the FY 2010 Supplemental, Education, Jobs, & Medicaid Assistance (PL 111-226), that were applied to the Department's FY 2010 OCO amounts; also, FY 2010 reflects \$0.6B of rescissions enacted in PL 112-74 (see note 9)
- 8/ FY 2011 reflects the FY 2011 Department of Defense and Full Year Continuing Appropriations Act (PL 112-10); also, FY 2011 reflects \$0.2B of rescissions enacted in PL 113-6 (see note 10) and \$0.1B of FY 2013 sequestered amount
- 9/ FY 2012 reflects the \$116B appropriated in the FY 2012 Consolidated Appropriations Act (PL 112-74) and does not reflect the \$0.6B of rescissions enacted in PL 112-74 that were applied to the Department's FY 2010 OCO programs; however, FY 2012 reflects \$1.7B of rescissions enacted in PL 113-6 (see note 10) and \$0.5B of FY 2013 sequestered amount
- 10/ FY 2013 reflects the Consolidated and Further Continuing Appropriations Act (PL 113-6) and does not reflect the \$0.1B, \$0.2B, and \$1.7B of rescissions enacted in PL 113-6 that were applied to the Department's FYs 2009, 2011, and 2012 OCO programs, respectively; however, FY 2013 reflects \$5.5B of FY 2013 sequestered amount
- 11/ FY 2014 reflects the Consolidated Appropriations Act (PL 113-76) and does not reflect the \$0.1B of rescissions enacted in PL 113-76 that were applied to the Department's FYs 2009 (\$0.05B) and 2013 (\$0.09B) in OCO programs, respectively
- 12/ FY 2015 reflects the Consolidated and Further Continuing Appropriations Act (PL 113-235) and does not reflect the \$1.2B of rescissions enacted in PL 113-235 that were applied to the Department's FYs 2014 (\$1.2B) and FY 2013 (\$0.007B) in OCO programs, respectively. Excludes Ebola emergency supplemental funds received in Title X for \$112 million
- 13/ FY 2016 reflects the Consolidated Appropriations Act, 2016 (PL 114-113) and does not reflect the \$0.4 of recessions enacted in PL 114-113 that were applied to FY 2015 Afghanistan Security Forces Fund
- 14/ FY 2017 reflects the Continuing Appropriations and the Military Construction, Veterans Affairs, and Related Agencies Appropriations Act, 2017 (Public Law (P.L.) 114-223) September 29, 2016 (\$172 million), the Further Continuing and Security Assistance Appropriations Act, 2017 (P.L. 114-254), December 10, 2016, (\$5.8 billion), and the Consolidated Appropriations Act of 2017 (P.L. 115-31) May 5, 2017, \$76.8 billion -Title IX (\$62,676.324 million (excluding \$854.324 million of rescissions) and Title X (\$14,752.267 million).

DEPARTMENT OF DEFENSE (DoD)
ESTIMATE OF COST OF WAR REPORT

As of June 30, 2017

Cost Estimate for Report

The cost to the Department of Defense to prepare and assemble this report is approximately \$181,000 for FY 2017.

Reference ID: 9-7F4BED9

**Cost of War Report
June 30, 2017**

Table of Contents

<u>Title of Report</u>	<u>Page</u>
Summary Cost of War Obligations by Component, Appropriation and Operation	1
Military Personnel Subsidiary Report	
Fiscal Years 2007 – 2017 All Appropriations (Cost Breakdown Structure)	9
Fiscal Year 2017 All Appropriations (Cost Breakdown Structure)	13
Operation and Maintenance Subsidiary Report	
Fiscal Years 2007- 2017 All Appropriations (Cost Breakdown Structure)	17
Fiscal Year 2017 All Appropriations (Cost Breakdown Structure)	29
FY 2017 Cost of War for FY 2017 Appropriations	42
FY 2017 Cost of War for FY 2016 Appropriations	47
FY 2017 Cost of War for FY 2015 Appropriations	52

**Summary Cost of War Obligations by Component, Appropriation and
Operation**

COST OF WAR
Summary Obligations by Component, Appropriation and Operation
Fiscal Year 2007 - 2017
(Amounts in Thousands)
As of June 30, 2017

Appropriation	Operation New Dawn (OND) / Post-OND Iraq Activities		Operation Enduring Freedom		Operation Freedom's Sentinel		Operation Noble Eagle		Operation Inherent Resolve		Summary	
	Obligations June 2017	Obligations Year To Date	Obligations June 2017	Obligations Year To Date	Obligations June 2017	Obligations Year To Date	Obligations June 2017	Obligations Year To Date	Obligations June 2017	Obligations Year To Date	Obligations June 2017	Obligations Year To Date
DoD Total	-152,356	298,231	230,525	-2,027,800	4,490,190	28,556,751	16,510	68,254	675,125	5,056,694	5,259,994	31,952,130
Counter-ISIL Train and Equip Fund	0	0	0	0	0	0	0	0	98	98	98	98
Military Personnel	0	-42	0	-1,360,636	155,253	3,811,431	3,403	26,501	80,435	273,665	239,091	2,750,919
Operation and Maintenance	-11,157	-35,684	-28,763	108,240	3,511,398	20,448,459	13,107	41,753	472,798	3,792,074	3,957,383	24,354,842
Afghanistan Security Forces Fund	0	0	-5,866	-121,228	462,694	2,372,834	0	0	0	0	456,828	2,251,606
Iraq Security Forces Fund	0	-8,147	0	0	0	0	0	0	0	0	0	-8,147
Afghanistan Infrastructure Fund	0	0	0	4,989	0	0	0	0	0	0	0	4,989
Iraq Train and Equip Fund	0	0	0	0	0	0	0	0	54,005	610,106	54,005	610,106
Procurement	-141,198	347,297	240,941	-713,189	207,087	1,636,208	0	0	58,837	325,624	365,667	1,595,940
Joint Improvised Explosive Device Defeat Fund	-1	-262	-36	-25,099	141,449	231,257	0	0	0	0	141,412	205,896
Research, Development, Test and Evaluation	0	-4,931	7,184	3,877	8,537	52,651	0	0	8,952	55,127	24,673	106,724
Revolving and Management Funds	0	0	15,004	53,841	3,766	3,766	0	0	0	0	18,770	57,607
Military Construction	0	0	2,061	21,405	6	145	0	0	0	0	2,067	21,550
Army Total	-151,052	317,828	176,691	-2,455,449	2,151,074	14,976,377	12,605	51,860	313,155	2,108,382	2,502,473	14,998,998
Counter-ISIL Train and Equip Fund	0	0	0	0	0	0	0	0	98	98	98	98
Military Personnel	0	-42	0	-1,360,636	57,520	2,918,625	2,642	20,422	67,658	158,156	127,820	1,736,525
Operation and Maintenance	-7,757	-27,440	-801	-133,885	1,436,403	8,181,693	9,963	31,438	193,943	1,257,419	1,631,751	9,309,225
Afghanistan Security Forces Fund	0	0	-5,866	-121,228	462,694	2,372,834	0	0	0	0	456,828	2,251,606
Iraq Security Forces Fund	0	-8,147	0	0	0	0	0	0	0	0	0	-8,147
Afghanistan Infrastructure Fund	0	0	0	4,989	0	0	0	0	0	0	0	4,989
Iraq Train and Equip Fund	0	0	0	0	0	0	0	0	54,005	610,106	54,005	610,106
Procurement	-143,294	358,488	176,155	-842,219	108,125	1,284,797	0	0	-10,788	31,638	130,198	832,704
Joint Improvised Explosive Device Defeat Fund	-1	-262	-36	-25,099	77,795	167,603	0	0	0	0	77,758	142,242
Research, Development, Test and Evaluation	0	-4,769	7,231	4,513	8,537	50,825	0	0	8,239	50,965	24,007	101,534
Military Construction	0	0	8	18,116	0	0	0	0	0	0	8	18,116
Navy/Marine Corps Total	2,213	-9,796	6,013	553,976	423,277	4,304,134	0	0	74,946	742,147	506,449	5,590,461
Navy Total	2,214	-1,086	9,741	11,158	282,134	3,911,730	0	0	54,463	634,871	348,552	4,556,673
Military Personnel	0	0	0	0	31,296	256,245	0	0	2,315	19,931	33,611	276,176
Operation and Maintenance	0	0	0	0	246,579	3,551,907	0	0	38,773	443,164	285,352	3,995,071
Procurement	2,214	-1,085	7,688	8,424	4,253	103,433	0	0	12,662	167,614	26,817	278,386
Research, Development, Test and Evaluation	0	-1	0	-555	0	0	0	0	713	4,162	713	3,606
Military Construction	0	0	2,053	3,289	6	145	0	0	0	0	2,059	3,434
Marine Corps Total	-1	-8,710	-3,728	542,818	141,143	392,404	0	0	20,483	107,276	157,897	1,033,788
Military Personnel	0	0	0	0	7,477	71,581	0	0	330	3,054	7,807	74,635
Operation and Maintenance	0	-8,602	-3,523	546,949	126,340	303,120	0	0	20,153	104,222	142,970	945,689
Procurement	-1	-108	-205	-4,131	7,326	17,703	0	0	0	0	7,120	13,464
Air Force Total	-3,517	-8,806	27,979	-61,260	1,131,935	5,853,685	3,905	16,394	245,389	1,665,745	1,405,691	7,465,758
Military Personnel	0	0	0	0	58,960	564,980	761	6,079	10,132	92,524	69,853	663,583
Operation and Maintenance	-3,400	1,192	-21,995	-86,614	1,036,626	5,165,199	3,144	10,315	178,294	1,470,575	1,192,669	6,560,667
Procurement	-117	-9,998	50,021	25,416	36,349	123,506	0	0	56,963	102,646	143,216	241,570
Research, Development, Test and Evaluation	0	0	-47	-62	0	0	0	0	0	0	-47	-62

COST OF WAR
Summary Obligations by Component, Appropriation and Operation
Fiscal Year 2007 - 2017
(Amounts in Thousands)
As of June 30, 2017

Appropriation	Operation New Dawn (OND) / Post-OND Iraq Activities		Operation Enduring Freedom		Operation Freedom's Sentinel		Operation Noble Eagle		Operation Inherent Resolve		Summary	
	Obligations June 2017	Obligations Year To Date	Obligations June 2017	Obligations Year To Date	Obligations June 2017	Obligations Year To Date	Obligations June 2017	Obligations Year To Date	Obligations June 2017	Obligations Year To Date	Obligations June 2017	Obligations Year To Date
Defense Agencies Total	0	-995	19,842	-65,067	783,904	3,422,555	0	0	41,635	540,420	845,381	3,896,913
Operation and Maintenance	0	-834	-2,444	-218,210	665,450	3,246,540	0	0	41,635	516,694	704,641	3,544,190
Procurement	0	0	7,282	99,321	51,034	106,769	0	0	0	23,726	58,316	229,816
Joint Improvised Explosive Device Defeat Fund	0	0	0	0	63,654	63,654	0	0	0	0	63,654	63,654
Research, Development, Test and Evaluation	0	-161	0	-19	0	1,826	0	0	0	0	0	1,646
Revolving and Management Funds	0	0	15,004	53,841	3,766	3,766	0	0	0	0	18,770	57,607

COST OF WAR
Obligations by Component, Appropriation and Operation
Fiscal Year 2007 - 2017
(Amounts in Thousands)
As of June 30, 2017

Appropriation	Operation New Dawn (OND) / Post-OND Iraq Activities		Operation Enduring Freedom		Operation Freedom's Sentinel		Operation Noble Eagle		Operation Inherent Resolve		Summary	
	Obligations June 2017	Obligations Year to Date	Obligations June 2017	Obligations Year to Date	Obligations June 2017	Obligations Year to Date	Obligations June 2017	Obligations Year to Date	Obligations June 2017	Obligations Year to Date	Obligations June 2017	Obligations Year to Date
DoD Total	-152,356	298,231	230,525	-2,027,800	4,490,190	28,556,751	16,510	68,254	675,125	5,056,694	5,259,994	31,952,130
Army Total	-151,052	317,828	176,691	-2,455,449	2,151,074	14,976,377	12,605	51,860	313,155	2,108,382	2,502,473	14,998,998
Army Active	-151,052	317,870	176,691	-2,455,352	2,121,876	14,807,161	12,605	51,860	313,101	2,108,328	2,473,221	14,829,867
21 2017/2018 2099 Counter-ISIL Train and Equip Fund	0	0	0	0	0	0	0	0	98	98	98	98
21 2015/2015 2010 Military Personnel, Army	0	0	0	-1,360,276	0	1,360,276	0	0	0	0	0	0
21 2017/2017 2010 Military Personnel, Army	0	0	0	0	42,592	1,460,416	2,642	20,422	67,644	158,142	112,878	1,638,980
21 2012/2012 2020 Operation and Maintenance, Army	-7,765	-28,989	-1,337	-147,693	0	0	0	0	0	0	-9,102	-176,682
21 2013/2013 2020 Operation and Maintenance, Army	0	-28	435	-5,100	0	0	0	0	0	0	435	-5,128
21 2014/2014 2020 Operation and Maintenance, Army	0	-1	101	1,380	0	0	0	0	0	0	101	1,379
21 2015/2015 2020 Operation and Maintenance, Army	0	2,577	0	17,265	-61	-32,852	0	0	0	0	-61	-13,010
21 2016/2016 2020 Operation and Maintenance, Army	8	-999	0	0	-405	-16,336	0	0	0	0	-397	-17,335
21 2017/2017 2020 Operation and Maintenance, Army	0	0	0	0	1,422,599	8,159,598	9,963	31,438	193,903	1,257,379	1,626,465	9,448,415
21 2010/2012 2031 Aircraft Procurement, Army	-24	-4,305	-210	-36,941	0	0	0	0	0	0	-234	-41,246
21 2011/2013 2031 Aircraft Procurement, Army	-22	61,511	-197	553,603	0	0	0	0	0	0	-219	615,114
21 2012/2014 2031 Aircraft Procurement, Army	0	-116,595	6,000	97,666	0	0	0	0	0	0	6,000	-18,929
21 2013/2015 2031 Aircraft Procurement, Army	0	0	-99	17,491	0	0	0	0	0	0	-99	17,491
21 2014/2016 2031 Aircraft Procurement, Army	0	0	-63	-31,185	0	0	0	0	0	0	-63	-31,185
21 2015/2017 2031 Aircraft Procurement, Army	0	0	0	0	-417	85,220	0	0	0	0	-417	85,220
21 2016/2018 2031 Aircraft Procurement, Army	0	0	0	0	-39,642	52,438	0	0	0	0	-39,642	52,438
21 2017/2019 2031 Aircraft Procurement, Army	0	0	0	0	10,942	118,067	0	0	0	0	10,942	118,067
21 2010/2012 2032 Missile Procurement, Army	-32	-262	-283	-2,358	0	0	0	0	0	0	-315	-2,620
21 2011/2013 2032 Missile Procurement, Army	-1	-6	-10	-60	0	0	0	0	0	0	-11	-66
21 2012/2014 2032 Missile Procurement, Army	0	-12,085	-4	11,632	0	0	0	0	0	0	-4	-453
21 2013/2015 2032 Missile Procurement, Army	0	0	0	-133	0	0	0	0	0	0	0	-133
21 2014/2016 2032 Missile Procurement, Army	0	0	-1	-3,246	0	0	0	0	0	0	-1	-3,246
21 2015/2017 2032 Missile Procurement, Army	0	0	0	0	-85	23,793	0	0	3,641	10,470	3,556	34,263
21 2016/2018 2032 Missile Procurement, Army	0	0	0	0	0	0	0	0	796	21,131	796	21,131
21 2017/2019 2032 Missile Procurement, Army	0	0	0	0	1,776	2,375	0	0	0	0	1,776	2,375
21 2010/2012 2033 Procurement of Weapons & Tracked Vehicles	-351	13	-3,164	109	0	0	0	0	0	0	-3,515	122
21 2011/2013 2033 Procurement of Weapons & Tracked Vehicles	-13	5,611	-118	50,496	0	0	0	0	0	0	-131	56,107
21 2012/2014 2033 Procurement of Weapons & Tracked Vehicles	0	-3,169	-242	2,923	0	0	0	0	0	0	-242	-246
21 2016/2018 2033 Procurement of Weapons & Tracked Vehicles	0	0	0	0	16,376	255,996	0	0	0	0	16,376	255,996
21 2017/2019 2033 Procurement of Weapons & Tracked Vehicles	0	0	0	0	0	21,071	0	0	0	0	0	21,071
21 2010/2012 2034 Procurement of Ammunition, Army	0	-537	0	-4,839	0	0	0	0	0	0	0	-5,376
21 2011/2013 2034 Procurement of Ammunition, Army	0	-4,369	0	-39,316	0	0	0	0	0	0	0	-43,685
21 2012/2014 2034 Procurement of Ammunition, Army	0	-16,588	0	16,128	0	0	0	0	0	0	0	-460
21 2013/2015 2034 Procurement of Ammunition, Army	0	0	0	-455	0	0	0	0	0	0	0	-455
21 2014/2016 2034 Procurement of Ammunition, Army	0	0	0	-4	0	0	0	0	0	0	0	-4
21 2015/2017 2034 Procurement of Ammunition, Army	0	0	0	0	13	9,661	0	0	0	0	13	9,661
21 2016/2018 2034 Procurement of Ammunition, Army	0	0	0	0	737	27,424	0	0	0	0	737	27,424
21 2017/2019 2034 Procurement of Ammunition, Army	0	0	0	0	18,467	26,709	0	0	0	0	18,467	26,709
21 2009/2011 2035 Other Procurement, Army	0	763,774	0	7,866	0	0	0	0	0	0	0	771,640
21 2010/2012 2035 Other Procurement, Army	-142,809	-142,809	176,509	-1,285,282	0	0	0	0	0	0	33,700	-1,428,091
21 2011/2013 2035 Other Procurement, Army	-42	-23,128	41	-208,152	0	0	0	0	0	0	-1	-231,280
21 2012/2014 2035 Other Procurement, Army	0	-148,568	-5	9,036	0	0	0	0	0	0	-5	-139,532
21 2013/2015 2035 Other Procurement, Army	0	0	0	-6,921	0	0	0	0	0	0	0	-6,921
21 2014/2016 2035 Other Procurement, Army	0	0	-1,999	9,723	0	0	0	0	0	0	-1,999	9,723
21 2015/2017 2035 Other Procurement, Army	0	0	0	0	1,693	65,114	0	0	0	0	1,693	65,114
21 2016/2018 2035 Other Procurement, Army	0	0	0	0	104,627	291,002	0	0	0	37	104,627	291,039
21 2017/2019 2035 Other Procurement, Army	0	0	0	0	-6,362	305,927	0	0	-15,225	0	-21,587	305,927
21 2011/2012 2040 Research, Development, Test, and Eval, Army	0	-1,583	0	-14,245	0	0	0	0	0	0	0	-15,828
21 2012/2013 2040 Research, Development, Test, and Eval, Army	0	-1,851	7,184	1,641	0	0	0	0	0	0	7,184	-210
21 2013/2014 2040 Research, Development, Test, and Eval, Army	0	-1,335	2	17,117	0	0	0	0	0	0	2	15,782

COST OF WAR
Obligations by Component, Appropriation and Operation
Fiscal Year 2007 - 2017
(Amounts in Thousands)
As of June 30, 2017

	Operation New Dawn (OND) / Post-OND Iraq Activities		Operation Enduring Freedom		Operation Freedom's Sentinel		Operation Noble Eagle		Operation Inherent Resolve		Summary	
	Obligations June 2017	Obligations Year to Date	Obligations June 2017	Obligations Year to Date	Obligations June 2017	Obligations Year to Date	Obligations June 2017	Obligations Year to Date	Obligations June 2017	Obligations Year to Date	Obligations June 2017	Obligations Year to Date
Appropriation												
21 2014/2015 2040 Research, Development, Test, and Eval, Army	0	0	45	0	0	0	0	0	0	0	45	0
21 2016/2017 2040 Research, Development, Test, and Eval, Army	0	0	0	0	0	0	0	0	0	-4	0	-4
21 2017/2018 2040 Research, Development, Test, and Eval, Army	0	0	0	0	8,537	50,825	0	0	8,239	50,969	16,776	101,794
21 2010/2012 2050 Military Construction, Army	0	0	0	6,546	0	0	0	0	0	0	0	6,546
21 2011/2013 2050 Military Construction, Army	0	0	8	343	0	0	0	0	0	0	8	343
21 2012/2012 2050 Military Construction, Army	0	0	0	11,227	0	0	0	0	0	0	0	11,227
21 2011/2012 2091 Afghanistan Security Forces Fund, Army	0	0	-424	-25,731	0	0	0	0	0	0	-424	-25,731
21 2012/2013 2091 Afghanistan Security Forces Fund, Army	0	0	-7	-40,876	0	0	0	0	0	0	-7	-40,876
21 2013/2014 2091 Afghanistan Security Forces Fund, Army	0	0	-5,435	-54,611	0	0	0	0	0	0	-5,435	-54,611
21 2014/2015 2091 Afghanistan Security Forces Fund, Army	0	0	0	-10	-384	-233	0	0	0	0	-384	-243
21 2015/2016 2091 Afghanistan Security Forces Fund, Army	0	0	0	0	-15,730	-17,803	0	0	0	0	-15,730	-17,803
21 2016/2017 2091 Afghanistan Security Forces Fund, Army	0	0	0	0	-278,483	407,881	0	0	0	0	-278,483	407,881
21 2017/2018 2091 Afghanistan Security Forces Fund, Army	0	0	0	0	757,291	1,982,989	0	0	0	0	757,291	1,982,989
21 2011/2012 2092 Iraq Security Forces Fund, Army	0	-8,147	0	0	0	0	0	0	0	0	0	-8,147
21 2010/2012 2093 Joint Improvised Explosive Device Defeat Fund	0	-203	0	-203	0	0	0	0	0	0	0	-406
21 2011/2013 2093 Joint Improvised Explosive Device Defeat Fund	-1	-59	-1	-59	0	0	0	0	0	0	-2	-118
21 2012/2014 2093 Joint Improvised Explosive Device Defeat Fund	0	0	0	-419	0	0	0	0	0	0	0	-419
21 2013/2015 2093 Joint Improvised Explosive Device Defeat Fund	0	0	17	-23,431	0	0	0	0	0	0	17	-23,431
21 2014/2016 2093 Joint Improvised Explosive Device Defeat Fund	0	0	-52	-987	0	0	0	0	0	0	-52	-987
21 2015/2017 2093 Joint Improvised Explosive Device Defeat Fund	0	0	0	0	-8,431	25,009	0	0	0	0	-8,431	25,009
21 2016/2018 2093 Joint Improvised Explosive Device Defeat Fund	0	0	0	0	146	56,509	0	0	0	0	146	56,509
21 2017/2019 2093 Joint Improvised Explosive Device Defeat Fund	0	0	0	0	86,080	86,085	0	0	0	0	86,080	86,085
21 2011/2012 2096 Afghanistan Infrastructure Fund, Army	0	0	0	1,890	0	0	0	0	0	0	0	1,890
21 2012/2013 2096 Afghanistan Infrastructure Fund, Army	0	0	0	558	0	0	0	0	0	0	0	558
21 2014/2015 2096 Afghanistan Infrastructure Fund, Army	0	0	0	2,541	0	0	0	0	0	0	0	2,541
21 2015/2016 2097 Iraq Train and Equip Fund	0	0	0	0	0	0	0	0	-97	-5,584	-97	-5,584
21 2016/2017 2097 Iraq Train and Equip Fund	0	0	0	0	0	0	0	0	53,433	302,001	53,433	302,001
21 2017/2018 2097 Iraq Train and Equip Fund	0	0	0	0	0	0	0	0	669	313,689	669	313,689
Army Reserve	0	0	0	422	4,572	27,711	0	0	0	0	4,572	28,133
21 2012/2012 2070 Reserve Personnel, Army	0	0	0	-7	0	0	0	0	0	0	0	-7
21 2013/2013 2070 Reserve Personnel, Army	0	0	0	-4	0	0	0	0	0	0	0	-4
21 2014/2014 2070 Reserve Personnel, Army	0	0	0	-11	0	0	0	0	0	0	0	-11
21 2015/2015 2070 Reserve Personnel, Army	0	0	0	444	3	-485	0	0	0	0	3	-41
21 2016/2016 2070 Reserve Personnel, Army	0	0	0	0	0	502	0	0	0	0	0	502
21 2017/2017 2070 Reserve Personnel, Army	0	0	0	0	1,434	12,201	0	0	0	0	1,434	12,201
21 2017/2017 2080 Operation and Maintenance, Army Reserve	0	0	0	0	3,135	15,493	0	0	0	0	3,135	15,493
Army National Guard	0	-42	0	-519	24,626	141,505	0	0	54	54	24,680	140,998
21 2012/2012 2060 National Guard Personnel, Army	0	-43	0	-25	0	0	0	0	0	0	0	-68
21 2013/2013 2060 National Guard Personnel, Army	0	1	0	-4,216	0	0	0	0	0	0	0	-4,215
21 2014/2014 2060 National Guard Personnel, Army	0	0	0	-119	0	0	0	0	0	0	0	-119
21 2015/2015 2060 National Guard Personnel, Army	0	0	0	3,578	-1	-3,957	0	0	0	0	-1	-379
21 2016/2016 2060 National Guard Personnel, Army	0	0	0	0	-16	-4,270	0	0	0	0	-16	-4,270
21 2017/2017 2060 National Guard Personnel, Army	0	0	0	0	13,508	93,942	0	0	14	14	13,522	93,956
21 2015/2015 2065 Operation and Maintenance, Army Natl Guard	0	0	0	263	0	-263	0	0	0	0	0	0
21 2017/2017 2065 Operation and Maintenance, Army Natl Guard	0	0	0	0	11,135	56,053	0	0	40	40	11,175	56,093
Navy/Marine Corps Total	2,213	-9,796	6,013	553,976	423,277	4,304,134	0	0	74,946	742,147	506,449	5,590,461
Navy Total	2,214	-1,086	9,741	11,158	282,134	3,911,730	0	0	54,463	634,871	348,552	4,556,673
Navy Active	2,214	-1,086	9,741	11,158	279,767	3,883,579	0	0	54,463	634,871	346,185	4,528,522
17 2017/2017 1453 Military Personnel, Navy	0	0	0	0	30,095	249,242	0	0	2,315	19,931	32,410	269,173
17 2017/2017 1804 Operation and Maintenance, Navy	0	0	0	0	245,413	3,530,759	0	0	38,773	443,164	284,186	3,973,923
17 2010/2012 1506 Aircraft Procurement, Navy	0	-2,652	-95	-1,917	0	0	0	0	0	0	-95	-4,569
17 2011/2013 1506 Aircraft Procurement, Navy	0	-41	-13	-51	0	0	0	0	0	0	-13	-92

COST OF WAR
Obligations by Component, Appropriation and Operation
Fiscal Year 2007 - 2017
(Amounts in Thousands)
As of June 30, 2017

	Operation New Dawn (OND) / Post-OND Iraq Activities		Operation Enduring Freedom		Operation Freedom's Sentinel		Operation Noble Eagle		Operation Inherent Resolve		Summary	
	Obligations June 2017	Obligations Year to Date	Obligations June 2017	Obligations Year to Date	Obligations June 2017	Obligations Year to Date	Obligations June 2017	Obligations Year to Date	Obligations June 2017	Obligations Year to Date	Obligations June 2017	Obligations Year to Date
Appropriation												
17 2012/2014 1506 Aircraft Procurement, Navy	0	-3	0	-99	0	0	0	0	0	0	0	-102
17 2013/2015 1506 Aircraft Procurement, Navy	0	0	0	-14	0	0	0	0	0	0	0	-14
17 2014/2016 1506 Aircraft Procurement, Navy	0	0	0	-2	-596	0	0	0	0	0	0	-2
17 2015/2017 1506 Aircraft Procurement, Navy	0	0	198	3,373	0	0	0	0	0	0	198	3,373
17 2016/2018 1506 Aircraft Procurement, Navy	0	0	0	0	2,268	24,795	0	0	5,099	2,268	29,894	29,894
17 2017/2019 1506 Aircraft Procurement, Navy	0	0	0	0	1,752	62,603	0	0	13,791	78,937	15,543	141,540
17 2010/2012 1507 Weapons Procurement, Navy	0	0	-23	-75	0	0	0	0	0	0	-23	-75
17 2011/2013 1507 Weapons Procurement, Navy	0	22	0	-5	0	0	0	0	0	0	0	17
17 2015/2017 1507 Weapons Procurement, Navy	0	0	0	639	0	0	0	0	43,846	0	44,485	44,485
17 2010/2012 1508 Procurement of Ammunition, Navy and USMC	0	-258	0	-1,542	0	0	0	0	0	0	0	-1,800
17 2011/2013 1508 Procurement of Ammunition, Navy and USMC	0	-15	0	-1,521	0	0	0	0	0	0	0	-1,536
17 2012/2014 1508 Procurement of Ammunition, Navy and USMC	0	0	0	-130	0	0	0	0	0	0	0	-130
17 2013/2015 1508 Procurement of Ammunition, Navy and USMC	0	0	0	-35	0	0	0	0	0	0	0	-35
17 2014/2016 1508 Procurement of Ammunition, Navy and USMC	0	0	14	-161	0	0	0	0	0	0	14	-161
17 2015/2017 1508 Procurement of Ammunition, Navy and USMC	0	0	1,269	4,399	0	0	0	0	0	0	1,269	4,399
17 2016/2018 1508 Procurement of Ammunition, Navy and USMC	0	0	0	0	-60	3,585	0	0	0	0	-60	3,585
17 2017/2019 1508 Procurement of Ammunition, Navy and USMC	0	0	0	0	-143	6,949	0	0	40,360	-143	47,309	47,309
17 2010/2012 1810 Other Procurement, Navy	0	-161	0	-140	0	0	0	0	0	0	0	-301
17 2011/2013 1810 Other Procurement, Navy	0	-191	0	-13	0	0	0	0	0	0	0	-204
17 2012/2014 1810 Other Procurement, Navy	2,214	2,214	5,121	4,888	0	0	0	0	0	0	7,335	7,102
17 2013/2015 1810 Other Procurement, Navy	0	0	0	205	0	0	0	0	0	0	0	205
17 2014/2016 1810 Other Procurement, Navy	0	0	1,219	1,219	0	0	0	0	0	-21	1,219	1,198
17 2015/2017 1810 Other Procurement, Navy	0	0	0	0	0	0	0	0	-1,129	-607	-1,129	-607
17 2017/2019 1810 Other Procurement, Navy	0	0	0	0	436	5,501	0	0	0	0	436	5,501
17 2011/2012 1319 Research, Development, Test, and Eval, Navy	0	-1	0	-549	0	0	0	0	0	0	0	-550
17 2012/2013 1319 Research, Development, Test, and Eval, Navy	0	0	0	-6	0	0	0	0	0	0	0	-6
17 2015/2016 1319 Research, Development, Test, and Eval, Navy	0	0	0	0	0	0	0	29	29	29	29	29
17 2017/2018 1319 Research, Development, Test, and Eval, Navy	0	0	0	0	0	0	0	684	4,133	684	4,133	4,133
17 2012/2012 1205 Military Construction, Navy and Marine Corps	0	0	2,032	3,067	0	0	0	0	0	0	2,032	3,067
17 2013/2013 1205 Military Construction, Navy and Marine Corps	0	0	21	222	0	0	0	0	0	0	21	222
17 2017/2021 1205 Military Construction, Navy and Marine Corps	0	0	0	0	6	145	0	0	0	0	6	145
Navy Reserve	0	0	0	0	2,367	28,151	0	0	0	0	2,367	28,151
17 2017/2017 1405 Reserve Personnel, Navy	0	0	0	0	1,201	7,003	0	0	0	0	1,201	7,003
17 2017/2017 1806 Operation and Maintenance, Navy Reserve	0	0	0	0	1,166	21,148	0	0	0	0	1,166	21,148
Marine Corps Total	-1	-8,710	-3,728	542,818	141,143	392,404	0	0	20,483	107,276	157,897	1,033,788
Marine Corps Active	-1	-8,710	-3,728	542,844	140,857	386,864	0	0	20,483	107,276	157,611	1,028,274
17 2017/2017 1105 Military Personnel, Marine Corps	0	0	0	0	7,223	68,097	0	0	330	3,054	7,553	71,151
17 2012/2012 1106 Operation and Maintenance, Marine Corps	0	0	-716	-6,638	0	0	0	0	0	0	-716	-6,638
17 2013/2013 1106 Operation and Maintenance, Marine Corps	0	-19	-435	-4,840	0	0	0	0	0	0	-435	-4,859
17 2014/2014 1106 Operation and Maintenance, Marine Corps	0	-9	-2,372	-274	0	0	0	0	0	0	-2,372	-283
17 2015/2015 1106 Operation and Maintenance, Marine Corps	0	-6,028	0	558,727	-462	-531,442	0	0	0	-20	-462	21,237
17 2016/2016 1106 Operation and Maintenance, Marine Corps	0	-2,546	0	0	-602	230,216	0	0	28	-602	227,698	227,698
17 2017/2017 1106 Operation and Maintenance, Marine Corps	0	0	0	0	127,372	602,290	0	0	20,153	104,214	147,525	706,504
17 2010/2012 1109 Procurement, Marine Corps	0	-92	-1	-448	0	0	0	0	0	0	-1	-540
17 2011/2013 1109 Procurement, Marine Corps	-1	-16	-103	-1,574	0	0	0	0	0	0	-104	-1,590
17 2012/2014 1109 Procurement, Marine Corps	0	0	0	-1,497	0	0	0	0	0	0	0	-1,497
17 2013/2015 1109 Procurement, Marine Corps	0	0	-87	-589	0	0	0	0	0	0	-87	-589
17 2014/2016 1109 Procurement, Marine Corps	0	0	-14	-23	0	0	0	0	0	0	-14	-23
17 2015/2017 1109 Procurement, Marine Corps	0	0	0	0	30	371	0	0	0	0	30	371
17 2016/2018 1109 Procurement, Marine Corps	0	0	0	0	0	8,332	0	0	0	0	0	8,332
17 2017/2019 1109 Procurement, Marine Corps	0	0	0	0	7,296	9,000	0	0	0	0	7,296	9,000
Marine Corps Reserve	0	0	0	-26	286	5,540	0	0	0	0	286	5,514

COST OF WAR
Obligations by Component, Appropriation and Operation
Fiscal Year 2007 - 2017
(Amounts in Thousands)
As of June 30, 2017

Appropriation	Operation New Dawn (OND) / Post-OND Iraq Activities		Operation Enduring Freedom		Operation Freedom's Sentinel		Operation Noble Eagle		Operation Inherent Resolve		Summary	
	Obligations June 2017	Obligations Year to Date	Obligations June 2017	Obligations Year to Date	Obligations June 2017	Obligations Year to Date	Obligations June 2017	Obligations Year to Date	Obligations June 2017	Obligations Year to Date	Obligations June 2017	Obligations Year to Date
17 2016/2016 1108 Reserve Personnel, Marine Corps	0	0	0	0	0	264	0	0	0	0	0	264
17 2017/2017 1108 Reserve Personnel, Marine Corps	0	0	0	0	254	3,220	0	0	0	0	254	3,220
17 2013/2013 1107 Operation and Maintenance, USMC Reserve	0	0	0	-20	0	0	0	0	0	0	0	-20
17 2014/2014 1107 Operation and Maintenance, USMC Reserve	0	0	0	-10	0	0	0	0	0	0	0	-10
17 2015/2015 1107 Operation and Maintenance, USMC Reserve	0	0	0	4	0	-379	0	0	0	0	0	-375
17 2016/2016 1107 Operation and Maintenance, USMC Reserve	0	0	0	0	0	-3	0	0	0	0	0	-10
17 2017/2017 1107 Operation and Maintenance, USMC Reserve	0	0	0	0	35	2,445	0	0	0	0	35	2,445
Air Force Total	-3,517	-8,806	27,979	-61,260	1,131,935	5,853,685	3,905	16,394	245,389	1,665,745	1,405,691	7,465,758
Air Force Active	-3,517	-8,806	45,402	-43,837	1,128,174	5,850,422	3,960	16,449	245,389	1,665,745	1,419,408	7,479,973
57 2017/2017 3500 Military Personnel, Air Force	0	0	0	0	56,872	544,585	761	6,079	10,132	92,524	67,765	643,188
57 2012/2012 3400 Operation and Maintenance, Air Force	-3,408	1,552	-893	-32,770	0	0	0	0	0	0	-4,301	-31,218
57 2013/2013 3400 Operation and Maintenance, Air Force	0	-295	-780	-11,185	0	0	0	0	0	0	-780	-11,484
57 2014/2014 3400 Operation and Maintenance, Air Force	0	44	-2,080	-20,963	0	0	0	-98	0	-1	-2,080	-21,018
57 2015/2015 3400 Operation and Maintenance, Air Force	0	-47	-819	-4,273	-2,453	-12,805	0	5	-134	-5,310	-3,406	-22,430
57 2016/2016 3400 Operation and Maintenance, Air Force	8	-62	0	0	-4,502	-42,543	0	30	-837	-4,906	-5,331	-47,481
57 2017/2017 3400 Operation and Maintenance, Air Force	0	0	0	0	1,041,908	5,237,679	3,199	10,437	179,265	1,480,792	1,224,372	6,728,908
57 2010/2012 3010 Aircraft Procurement, Air Force	-117	-9,771	0	0	0	0	0	0	0	0	-117	-9,771
57 2011/2013 3010 Aircraft Procurement, Air Force	0	-227	-100	-1,038	0	0	0	0	0	0	-100	-1,265
57 2012/2014 3010 Aircraft Procurement, Air Force	0	0	-109	816	0	0	0	0	0	0	-109	816
57 2013/2015 3010 Aircraft Procurement, Air Force	0	0	0	-173	0	0	0	0	0	0	0	-173
57 2014/2016 3010 Aircraft Procurement, Air Force	0	0	0	-88	0	0	0	0	0	0	0	-88
57 2015/2017 3010 Aircraft Procurement, Air Force	0	0	2,996	30,668	0	0	0	0	0	-5,246	2,996	25,422
57 2016/2018 3010 Aircraft Procurement, Air Force	0	0	0	0	32,040	65,354	0	0	0	0	32,040	65,354
57 2017/2019 3010 Aircraft Procurement, Air Force	0	0	0	0	4,201	18,041	0	0	0	0	4,201	18,041
57 2012/2014 3020 Missile Procurement, Air Force	0	0	0	-52	0	0	0	0	0	0	0	-52
57 2015/2017 3020 Missile Procurement, Air Force	0	0	0	10,100	0	0	0	0	56,937	74,892	56,937	84,992
57 2016/2018 3020 Missile Procurement, Air Force	0	0	0	0	0	0	0	0	0	-2	0	-2
57 2017/2019 3020 Missile Procurement, Air Force	0	0	0	0	0	0	0	0	26	113	26	113
57 2010/2012 3011 Procurement of Ammunition, Air Force	0	0	0	-1,444	0	0	0	0	0	0	0	-1,444
57 2011/2013 3011 Procurement of Ammunition, Air Force	0	0	0	-2,508	0	0	0	0	0	0	0	-2,508
57 2013/2015 3011 Procurement of Ammunition, Air Force	0	0	0	-4	0	0	0	0	0	0	0	-4
57 2014/2016 3011 Procurement of Ammunition, Air Force	0	0	0	-7	0	-20	0	0	0	0	0	-27
57 2015/2017 3011 Procurement of Ammunition, Air Force	0	0	-3	107	0	0	0	0	0	33,216	-3	33,323
57 2016/2018 3011 Procurement of Ammunition, Air Force	0	0	0	0	0	8,286	0	0	0	0	0	8,286
57 2017/2019 3011 Procurement of Ammunition, Air Force	0	0	0	0	0	0	0	0	0	71	0	71
57 2010/2012 3080 Other Procurement, Air Force	0	0	47,219	-13,557	0	0	0	0	0	0	47,219	-13,557
57 2011/2013 3080 Other Procurement, Air Force	0	0	0	-12,000	0	0	0	0	0	0	0	-12,000
57 2012/2014 3080 Other Procurement, Air Force	0	0	0	-403	0	0	0	0	0	0	0	-403
57 2013/2015 3080 Other Procurement, Air Force	0	0	0	-94	0	0	0	0	0	0	0	-94
57 2014/2016 3080 Other Procurement, Air Force	0	0	0	-2	0	0	0	0	0	-75	0	-77
57 2015/2017 3080 Other Procurement, Air Force	0	0	18	15,095	0	2,068	0	0	0	-323	18	16,840
57 2016/2018 3080 Other Procurement, Air Force	0	0	0	0	108	29,777	0	0	0	0	108	29,777
57 2011/2012 3600 Research, Development, Test, and Evaluation, Air Force	0	0	-36	-90	0	0	0	0	0	0	-36	-90
57 2012/2013 3600 Research, Development, Test, and Evaluation, Air Force	0	0	-11	28	0	0	0	0	0	0	-11	28
Air Force Reserve	0	0	0	0	1,440	-8,441	0	0	0	0	1,440	-8,441
57 2016/2016 3700 Reserve Personnel, Air Force	0	0	0	0	0	2,350	0	0	0	0	0	2,350
57 2017/2017 3700 Reserve Personnel, Air Force	0	0	0	0	1,008	14,105	0	0	0	0	1,008	14,105
57 2015/2015 3740 Operation and Maintenance, Air Force Reserve	0	0	0	0	0	-73,968	0	0	0	0	0	-73,968
57 2016/2016 3740 Operation and Maintenance, Air Force Reserve	0	0	0	0	0	1	0	0	0	0	0	1
57 2017/2017 3740 Operation and Maintenance, Air Force Reserve	0	0	0	0	432	49,071	0	0	0	0	432	49,071
Air Force National Guard	0	0	-17,423	-17,423	2,321	11,704	-55	-55	0	0	-15,157	-5,774
57 2017/2017 3850 National Guard Personnel, Air Force	0	0	0	0	1,080	3,940	0	0	0	0	1,080	3,940

COST OF WAR
Obligations by Component, Appropriation and Operation
Fiscal Year 2007 - 2017
(Amounts in Thousands)
As of June 30, 2017

	Operation New Dawn (OND) / Post-OND Iraq Activities		Operation Enduring Freedom		Operation Freedom's Sentinel		Operation Noble Eagle		Operation Inherent Resolve		Summary	
	Obligations June 2017	Obligations Year to Date	Obligations June 2017	Obligations Year to Date	Obligations June 2017	Obligations Year to Date	Obligations June 2017	Obligations Year to Date	Obligations June 2017	Obligations Year to Date	Obligations June 2017	Obligations Year to Date
Appropriation												
57 2015/2015 3840 Operation and Maintenance, Air Natl Guard	0	0	-17,423	-17,423	-16	-16	-55	-55	0	0	-17,494	-17,494
57 2016/2016 3840 Operation and Maintenance, Air Natl Guard	0	0	0	0	-1,212	0	0	0	0	0	-1,212	0
57 2017/2017 3840 Operation and Maintenance, Air Natl Guard	0	0	0	0	2,469	7,780	0	0	0	0	2,469	7,780
Defense Agencies Total	0	-995	19,842	-65,067	783,904	3,422,555	0	0	41,635	540,420	845,381	3,896,913
DCAA Total	0	-118	0	0	601	4,416	0	0	185	1,637	786	5,935
97 2012/2012 0100 Operation and Maintenance, Defense-Wide	0	-606	0	0	0	-510	0	0	0	0	0	-1,116
97 2016/2016 0100 Operation and Maintenance, Defense-Wide	0	488	0	0	0	0	0	0	0	0	0	488
97 2017/2017 0100 Operation and Maintenance, Defense-Wide	0	0	0	0	601	4,926	0	0	185	1,637	786	6,563
DCMA Total	0	0	0	0	1,639	12,573	0	0	0	0	1,639	12,573
97 2017/2017 0100 Operation and Maintenance, Defense-Wide	0	0	0	0	1,639	12,573	0	0	0	0	1,639	12,573
DHP Total	0	-822	-1,005	-203,440	27,484	193,564	0	0	0	0	26,479	-10,698
97 2011/2011 0130 Defense Health Program, O&M	0	-661	0	-1,150	0	0	0	0	0	0	0	-1,811
97 2011/2012 0130 Defense Health Program, RDT&E	0	-161	0	0	0	0	0	0	0	0	0	-161
97 2012/2012 0130 Defense Health Program, O&M	0	0	-290	-192,702	0	0	0	0	0	0	-290	-192,702
97 2013/2013 0130 Defense Health Program, O&M	0	0	-645	-5,566	0	0	0	0	0	0	-645	-5,566
97 2014/2014 0130 Defense Health Program, O&M	0	0	-70	-4,162	0	0	0	0	0	0	-70	-4,162
97 2015/2015 0130 Defense Health Program, O&M	0	0	0	140	0	-222	0	0	0	0	0	-82
97 2016/2016 0130 Defense Health Program, O&M	0	0	0	0	-1	-48,584	0	0	0	0	-1	-48,584
97 2017/2017 0130 Defense Health Program, O&M	0	0	0	0	27,485	242,370	0	0	0	0	27,485	242,370
DHRA Total	0	0	0	4,960	0	0	0	0	0	0	0	4,960
97 2013/2013 0100 Operation and Maintenance, Defense-Wide	0	0	0	4,953	0	0	0	0	0	0	0	4,953
97 2014/2014 0100 Operation and Maintenance, Defense-Wide	0	0	0	7	0	0	0	0	0	0	0	7
DISA Total	0	0	-193	2,505	919	-35,133	0	0	1,296	52,744	2,022	20,116
97 2014/2014 0100 Operation and Maintenance, Defense-Wide	0	0	0	2	0	0	0	0	0	0	0	2
97 2015/2015 0100 Operation and Maintenance, Defense-Wide	0	0	-193	2,503	0	0	0	0	0	0	-193	2,503
97 2016/2016 0100 Operation and Maintenance, Defense-Wide	0	0	0	0	8	-19,880	0	0	0	19,900	8	20
97 2017/2017 0100 Operation and Maintenance, Defense-Wide	0	0	0	0	911	8,474	0	0	1,296	9,118	2,207	17,592
97 2016/2018 0300 Procurement, Defense-Wide	0	0	0	0	0	-23,727	0	0	0	23,726	0	-1
DLA Total	0	0	15,004	53,841	3,766	3,766	0	0	0	0	18,770	57,607
97 2013/XXXX 4930 Defense Working Capital Funds, Defense (Army)	0	0	0	1,200	0	0	0	0	0	0	0	1,200
97 2013/XXXX 4930 Defense Working Capital Funds, Defense	0	0	4,526	10,880	0	0	0	0	0	0	4,526	10,880
97 2014/XXXX 4930 Defense Working Capital Funds, Defense (Army)	0	0	0	-1,511	0	0	0	0	0	0	0	-1,511
97 2014/XXXX 4930 Defense Working Capital Funds, Defense	0	0	10,475	43,269	0	0	0	0	0	0	10,475	43,269
97 2015/XXXX 4930 Defense Working Capital Funds, Defense	0	0	3	3	0	0	0	0	0	0	3	3
97 2016/XXXX 4930 Defense Working Capital Funds, Defense	0	0	0	0	2,657	2,657	0	0	0	0	2,657	2,657
97 2017/XXXX 4930 Defense Working Capital Funds, Defense	0	0	0	0	1,109	1,109	0	0	0	0	1,109	1,109
DLSA Total	0	0	0	0	30,851	77,734	0	0	0	0	30,851	77,734
97 2017/2017 0100 Operation and Maintenance, Defense-Wide	0	0	0	0	30,851	77,734	0	0	0	0	30,851	77,734
DMA Total	0	0	56	-388	3,342	8,558	0	0	0	0	3,398	8,170
97 2012/2012 0100 Operation and Maintenance, Defense-Wide	0	0	0	-402	0	0	0	0	0	0	0	-402
97 2013/2013 0100 Operation and Maintenance, Defense-Wide	0	0	0	-42	0	0	0	0	0	0	0	-42
97 2014/2014 0100 Operation and Maintenance, Defense-Wide	0	0	56	56	-56	-56	0	0	0	0	0	0
97 2016/2016 0100 Operation and Maintenance, Defense-Wide	0	0	0	0	0	-34	0	0	0	0	0	-34
97 2017/2017 0100 Operation and Maintenance, Defense-Wide	0	0	0	0	3,398	8,648	0	0	0	0	3,398	8,648
DODEA Total	0	-10	-68	-269	0	39,381	0	0	0	0	-68	39,102
97 2012/2012 0100 Operation and Maintenance, Defense-Wide	0	-10	0	0	0	0	0	0	0	0	0	-10
97 2013/2013 0100 Operation and Maintenance, Defense-Wide	0	0	-68	-269	0	0	0	0	0	0	-68	-269
97 2015/2015 0100 Operation and Maintenance, Defense-Wide	0	0	0	0	0	-37	0	0	0	0	0	-37
97 2016/2016 0100 Operation and Maintenance, Defense-Wide	0	0	0	0	0	-457	0	0	0	0	0	-457

COST OF WAR
Obligations by Component, Appropriation and Operation
Fiscal Year 2007 - 2017
(Amounts in Thousands)
As of June 30, 2017

Appropriation	Operation New Dawn (OND) / Post-OND Iraq Activities		Operation Enduring Freedom		Operation Freedom's Sentinel		Operation Noble Eagle		Operation Inherent Resolve		Summary	
	Obligations June 2017	Obligations Year to Date	Obligations June 2017	Obligations Year to Date	Obligations June 2017	Obligations Year to Date	Obligations June 2017	Obligations Year to Date	Obligations June 2017	Obligations Year to Date	Obligations June 2017	Obligations Year to Date
97 2017/2017 0100 Operation and Maintenance, Defense-Wide	0	0	0	0	0	39,875	0	0	0	0	0	39,875
DODIG Total	0	0	0	-176	562	3,351	0	0	807	4,801	1,369	7,976
97 2013/2013 0107 Office of the Inspector General, Defense	0	0	0	10	0	0	0	0	0	0	0	10
97 2014/2014 0107 Office of the Inspector General, Defense	0	0	0	-187	0	0	0	0	0	0	0	-187
97 2015/2015 0107 Office of the Inspector General, Defense	0	0	0	1	0	0	0	0	0	0	0	1
97 2016/2016 0107 Office of the Inspector General, Defense	0	0	0	0	0	-127	0	0	0	-822	0	-949
97 2017/2017 0107 Office of the Inspector General, Defense	0	0	0	0	562	3,478	0	0	807	5,623	1,369	9,101
DSCA Total	0	0	0	0	674	652,582	0	0	0	0	674	652,582
97 2016/2017 0100 Operation and Maintenance, Defense-Wide	0	0	0	0	674	600,382	0	0	0	0	674	600,382
97 2017/2017 0100 Operation and Maintenance, Defense-Wide	0	0	0	0	0	52,200	0	0	0	0	0	52,200
DTRA Total	0	0	0	0	67,555	96,697	0	0	0	0	67,555	96,697
97 2017/2019 2093 Joint Improvised Explosive Device Defeat Fund	0	0	0	0	63,654	63,654	0	0	0	0	63,654	63,654
97 2016/2016 0100 Operation and Maintenance, Defense-Wide	0	0	0	0	36	-122	0	0	0	0	36	-122
97 2017/2017 0100 Operation and Maintenance, Defense-Wide	0	0	0	0	3,865	33,165	0	0	0	0	3,865	33,165
JCS Total	0	0	0	-28	0	0	0	0	0	0	0	-28
97 2012/2012 0100 Operation and Maintenance, Defense-Wide	0	0	0	-28	0	0	0	0	0	0	0	-28
OSD Total	0	0	0	0	15,005	36,803	0	0	0	0	15,005	36,803
97 2017/2017 0100 Operation and Maintenance, Defense-Wide	0	0	0	0	15,005	36,803	0	0	0	0	15,005	36,803
Other Total	0	0	0	-1,702	0	99,196	0	0	0	26,151	0	123,645
97 2012/2012 0100 Operation and Maintenance, Defense-Wide	0	0	0	-440	0	0	0	0	0	0	0	-440
97 2013/2013 0100 Operation and Maintenance, Defense-Wide	0	0	0	-174	0	0	0	0	0	0	0	-174
97 2014/2014 0100 Operation and Maintenance, Defense-Wide	0	0	0	-1,073	0	0	0	0	0	0	0	-1,073
97 2015/2015 0100 Operation and Maintenance, Defense-Wide	0	0	0	0	0	-534	0	0	0	0	0	-534
97 2016/2016 0100 Operation and Maintenance, Defense-Wide	0	0	0	0	0	-130	0	0	0	0	0	-130
97 2017/2017 0100 Operation and Maintenance, Defense-Wide	0	0	0	0	0	93,879	0	0	0	26,151	0	120,030
97 2012/2014 0300 Procurement, Defense-Wide	0	0	0	-3	0	0	0	0	0	0	0	-3
97 2013/2015 0300 Procurement, Defense-Wide	0	0	0	5	0	0	0	0	0	0	0	5
97 2014/2016 0300 Procurement, Defense-Wide	0	0	0	2	0	0	0	0	0	0	0	2
97 2015/2017 0300 Procurement, Defense-Wide	0	0	0	0	0	2,330	0	0	0	0	0	2,330
97 2016/2018 0300 Procurement, Defense-Wide	0	0	0	0	0	165	0	0	0	0	0	165
97 2017/2019 0300 Procurement, Defense-Wide	0	0	0	0	0	1,660	0	0	0	0	0	1,660
97 2012/2013 0400 Research, Development, Test, and Evaluation, Defense-Wide	0	0	0	-19	0	0	0	0	0	0	0	-19
97 2016/2017 0400 Research, Development, Test, and Evaluation, Defense-Wide	0	0	0	0	0	-146	0	0	0	0	0	-146
97 2017/2018 0400 Research, Development, Test, and Evaluation, Defense-Wide	0	0	0	0	0	1,972	0	0	0	0	0	1,972
SOCOM Total	0	-45	6,048	79,630	631,506	2,228,130	0	0	39,347	455,087	676,901	2,762,802
97 2011/2011 0100 Operation and Maintenance, Defense-Wide	0	0	0	-412	0	0	0	0	0	0	0	-412
97 2012/2012 0100 Operation and Maintenance, Defense-Wide	0	-44	-607	-10,326	0	0	0	0	0	0	-607	-10,370
97 2013/2013 0100 Operation and Maintenance, Defense-Wide	0	0	-223	-2,649	0	0	0	0	0	0	-223	-2,649
97 2014/2014 0100 Operation and Maintenance, Defense-Wide	0	-1	-6	-1,797	0	0	0	0	0	0	-6	-1,798
97 2015/2015 0100 Operation and Maintenance, Defense-Wide	0	0	-398	-4,503	-3	-33	0	0	0	0	-401	-4,536
97 2016/2016 0100 Operation and Maintenance, Defense-Wide	0	0	0	0	-1,431	10,524	0	0	0	-5	-1,431	10,519
97 2017/2017 0100 Operation and Maintenance, Defense-Wide	0	0	0	0	581,906	2,091,298	0	0	39,347	455,092	621,253	2,546,390
97 2015/2017 0300 Procurement, Defense-Wide	0	0	7,282	99,317	0	0	0	0	0	0	7,282	99,317
97 2016/2018 0300 Procurement, Defense-Wide	0	0	0	0	16	14,556	0	0	0	0	16	14,556
97 2017/2019 0300 Procurement, Defense-Wide	0	0	0	0	51,018	111,785	0	0	0	0	51,018	111,785
WHS Total	0	0	0	0	0	937	0	0	0	0	0	937
97 2017/2017 0100 Operation and Maintenance, Defense-Wide	0	0	0	0	0	937	0	0	0	0	0	937

**Military Personnel Subsidiary Report
(Cost Breakdown Structure)**

COST OF WAR
Military Personnel (MILPERS) Summary Execution by Operation and Cost Breakdown Structure (CBS)
Fiscal Year 2007 - 2017
(Amounts in Thousands)
As of June 30, 2017

CBS Summary	Operation New Dawn (OND) / Post-OND Iraq Activities		Operation Enduring Freedom		Operation Freedom's Sentinel		Operation Noble Eagle		Operation Inherent Resolve		Summary	
	Obligations Year to Date	Disbursements Year to Date	Obligations Year to Date	Disbursements Year to Date	Obligations Year to Date	Disbursements Year to Date	Obligations Year to Date	Disbursements Year to Date	Obligations Year to Date	Disbursements Year to Date	Obligations Year to Date	Disbursements Year to Date
MILPERS CBS Summary Total	-42	-41	-1,360,636	-1,372,210	3,811,431	3,738,724	26,501	26,501	273,665	270,439	2,750,919	2,663,413
1.0 Personnel Costs	-42	-41	-1,360,636	-1,372,210	3,811,431	3,738,724	26,501	26,501	273,665	270,439	2,750,919	2,663,413
1.1.1 Reserve Components Called To Active Duty	0	0	-609,553	-609,553	2,443,817	2,390,891	25,979	25,979	188,463	185,409	2,048,706	1,992,726
1.1.2 Imminent Danger or Hostile Fire Pay	0	0	-28,109	-28,109	83,234	79,993	0	0	7,630	7,630	62,755	59,514
1.1.3 Family Separation Allowance	0	0	-15,074	-15,074	87,868	82,464	442	442	10,108	10,108	83,344	77,940
1.1.4 Hardship Duty Pay	0	0	-17,534	-17,534	58,008	55,786	0	0	6,720	6,720	47,194	44,972
1.1.5 Subsistence	0	0	-98,896	-98,896	336,285	334,229	80	80	50,378	50,378	287,847	285,791
1.1.6 Reserve Components Predeployment Training	-17	-16	-339	-11,908	128,738	126,061	0	0	14	6	128,396	114,143
1.1.7 Other Military Personnel (Special Pay)	-25	-25	-91,085	-91,090	171,622	169,256	0	0	10,352	10,188	90,864	88,329
1.1.8 Active Component Overstrength	0	0	-500,046	-500,046	501,859	500,044	0	0	0	0	1,813	-2
1.0 Personnel Sub-Total	-42	-41	-1,360,636	-1,372,210	3,811,431	3,738,724	26,501	26,501	273,665	270,439	2,750,919	2,663,413

COST OF WAR
Military Personnel (MILPERS) Summary Execution by Operation, Component, and Cost Breakdown Structure (CBS)
Fiscal Year 2007 - 2017
(Amounts in Thousands)
As of June 30, 2017

Component	Operation New Dawn (OND) / Post-OND Iraq Activities		Operation Enduring Freedom		Operation Freedom's Sentinel		Operation Noble Eagle		Operation Inherent Resolve		Summary	
	Obligations Year To Date	Disbursements Year To Date	Obligations Year To Date	Disbursements Year To Date	Obligations Year To Date	Disbursements Year To Date	Obligations Year To Date	Disbursements Year To Date	Obligations Year To Date	Disbursements Year To Date	Obligations Year To Date	Disbursements Year To Date
Grand Total	-42	-41	-1,360,636	-1,372,210	3,811,431	3,738,724	26,501	26,501	273,665	270,439	2,750,919	2,663,413
Army Total	-42	-41	-1,360,636	-1,372,210	2,918,625	2,927,118	20,422	20,422	158,156	158,148	1,736,525	1,733,437
1.1.1 Reserve Components Called To Active Duty	0	0	-609,553	-609,553	1,777,184	1,777,184	20,072	20,072	103,340	103,340	1,291,043	1,291,043
1.1.2 Imminent Danger or Hostile Fire Pay	0	0	-28,109	-28,109	59,897	59,897	0	0	3,900	3,900	35,688	35,688
1.1.3 Family Separation Allowance	0	0	-15,074	-15,074	49,749	49,749	350	350	4,855	4,855	39,880	39,880
1.1.4 Hardship Duty Pay	0	0	-17,534	-17,534	41,036	41,036	0	0	3,761	3,761	27,263	27,263
1.1.5 Subsistence	0	0	-98,896	-98,896	251,771	251,771	0	0	35,771	35,771	188,646	188,646
1.1.6 Reserve Components Predeployment Training	-17	-16	-339	-339	97,903	106,390	0	0	14	6	97,561	94,472
1.1.7 Other Military Personnel (Special Pay)	-25	-25	-91,085	-91,090	141,041	141,047	0	0	6,515	6,515	56,446	56,447
1.1.8 Active Component Overstrength	0	0	-500,046	-500,046	500,044	500,044	0	0	0	0	-2	-2
1.0 Personnel Sub-Total	-42	-41	-1,360,636	-1,372,210	2,918,625	2,927,118	20,422	20,422	158,156	158,148	1,736,525	1,733,437
Navy/Marine Corps Total	0	0	0	0	327,826	252,123	0	0	22,985	19,767	350,811	271,890
Navy Total	0	0	0	0	256,245	252,123	0	0	19,931	19,767	276,176	271,890
1.1.1 Reserve Components Called To Active Duty	0	0	0	0	192,366	192,366	0	0	16,978	16,978	209,344	209,344
1.1.2 Imminent Danger or Hostile Fire Pay	0	0	0	0	5,343	5,343	0	0	473	473	5,816	5,816
1.1.3 Family Separation Allowance	0	0	0	0	15,318	15,318	0	0	1,352	1,352	16,670	16,670
1.1.4 Hardship Duty Pay	0	0	0	0	2,655	2,655	0	0	235	235	2,890	2,890
1.1.5 Subsistence	0	0	0	0	17,742	17,742	0	0	0	0	17,742	17,742
1.1.6 Reserve Components Predeployment Training	0	0	0	0	6,994	4,773	0	0	0	0	6,994	4,773
1.1.7 Other Military Personnel (Special Pay)	0	0	0	0	15,827	13,926	0	0	893	729	16,720	14,655
1.0 Personnel Sub-Total	0	0	0	0	256,245	252,123	0	0	19,931	19,767	276,176	271,890
Marine Corps Total	0	0	0	0	71,581	0	0	0	3,054	0	74,635	0
1.1.1 Reserve Components Called To Active Duty	0	0	0	0	52,926	0	0	0	3,054	0	55,980	0
1.1.2 Imminent Danger or Hostile Fire Pay	0	0	0	0	3,241	0	0	0	0	0	3,241	0
1.1.3 Family Separation Allowance	0	0	0	0	5,404	0	0	0	0	0	5,404	0
1.1.4 Hardship Duty Pay	0	0	0	0	2,222	0	0	0	0	0	2,222	0
1.1.5 Subsistence	0	0	0	0	2,056	0	0	0	0	0	2,056	0
1.1.6 Reserve Components Predeployment Training	0	0	0	0	3,446	0	0	0	0	0	3,446	0
1.1.7 Other Military Personnel (Special Pay)	0	0	0	0	471	0	0	0	0	0	471	0
1.1.8 Active Component Overstrength	0	0	0	0	1,815	0	0	0	0	0	1,815	0
1.0 Personnel Sub-Total	0	0	0	0	71,581	0	0	0	3,054	0	74,635	0
Air Force Total	0	0	0	0	564,980	559,483	6,079	6,079	92,524	92,524	663,583	658,086
1.1.1 Reserve Components Called To Active Duty	0	0	0	0	421,341	421,341	5,907	5,907	65,091	65,091	492,339	492,339
1.1.2 Imminent Danger or Hostile Fire Pay	0	0	0	0	14,753	14,753	0	0	3,257	3,257	18,010	18,010
1.1.3 Family Separation Allowance	0	0	0	0	17,397	17,397	92	92	3,901	3,901	21,390	21,390
1.1.4 Hardship Duty Pay	0	0	0	0	12,095	12,095	0	0	2,724	2,724	14,819	14,819
1.1.5 Subsistence	0	0	0	0	64,716	64,716	80	80	14,607	14,607	79,403	79,403
1.1.6 Reserve Components Predeployment Training	0	0	0	0	20,395	14,898	0	0	0	0	20,395	14,898
1.1.7 Other Military Personnel (Special Pay)	0	0	0	0	14,283	14,283	0	0	2,944	2,944	17,227	17,227
1.0 Personnel Sub-Total	0	0	0	0	564,980	559,483	6,079	6,079	92,524	92,524	663,583	658,086

COST OF WAR
Military Personnel (MILPERS) Summary Execution by Operation, Component, Appropriation and Cost Breakdown Structure (CBS)
Fiscal Year 2007 - 2017
(Amounts in Thousands)
As of June 30, 2017

Component and Appropriation	Operation New Dawn (OND) / Post-OND Iraq Activities		Operation Enduring Freedom		Operation Freedom's Sentinel		Operation Noble Eagle		Operation Inherent Resolve		Summary	
	Obligations Year to Date	Disbursements Year to Date	Obligations Year to Date	Disbursements Year to Date	Obligations Year to Date	Disbursements Year to Date	Obligations Year to Date	Disbursements Year to Date	Obligations Year to Date	Disbursements Year to Date	Obligations Year to Date	Disbursements Year to Date
Grand Total	-42	-41	-1,360,636	-1,372,210	3,811,431	3,738,724	26,501	26,501	273,665	270,439	2,750,919	2,663,413
Army Total	-42	-41	-1,360,636	-1,372,210	2,918,625	2,927,118	20,422	20,422	158,156	158,148	1,736,525	1,733,437
Army Active Total	0	0	-1,360,276	-1,360,276	2,820,692	2,820,692	20,422	20,422	158,142	158,142	1,638,980	1,638,980
Military Personnel, Army												
1.1.1 Reserve Components Called To Active Duty	0	0	-609,553	-609,553	1,777,184	1,777,184	20,072	20,072	103,340	103,340	1,291,043	1,291,043
1.1.2 Imminent Danger or Hostile Fire Pay	0	0	-28,109	-28,109	59,897	59,897	0	0	3,900	3,900	35,688	35,688
1.1.3 Family Separation Allowance	0	0	-15,074	-15,074	49,749	49,749	350	350	4,855	4,855	39,880	39,880
1.1.4 Hardship Duty Pay	0	0	-17,534	-17,534	41,036	41,036	0	0	3,761	3,761	27,263	27,263
1.1.5 Subsistence	0	0	-98,896	-98,896	251,771	251,771	0	0	35,771	35,771	188,646	188,646
1.1.7 Other Military Personnel (Special Pay)	0	0	-91,064	-91,064	141,011	141,011	0	0	6,515	6,515	56,462	56,462
1.1.8 Active Component Overstrength	0	0	-500,046	-500,046	500,044	500,044	0	0	0	0	-2	-2
1.0 Personnel Sub-Total	0	0	-1,360,276	-1,360,276	2,820,692	2,820,692	20,422	20,422	158,142	158,142	1,638,980	1,638,980
Army Reserve Total	0	0	422	-1,139	12,218	12,900	0	0	0	0	12,640	11,761
Reserve Personnel, Army												
1.1.6 Reserve Components Predeployment Training	0	0	422	-1,139	12,218	12,900	0	0	0	0	12,640	11,761
1.0 Personnel Sub-Total	0	0	422	-1,139	12,218	12,900	0	0	0	0	12,640	11,761
Army National Guard Total	-42	-41	-782	-10,795	85,715	93,526	0	0	14	6	84,905	82,696
National Guard Personnel, Army												
1.1.6 Reserve Components Predeployment Training	-17	-16	-761	-10,769	85,685	93,490	0	0	14	6	84,921	82,711
1.1.7 Other Military Personnel (Special Pay)	-25	-25	-21	-26	30	36	0	0	0	0	-16	-15
1.0 Personnel Sub-Total	-42	-41	-782	-10,795	85,715	93,526	0	0	14	6	84,905	82,696
Navy/Marine Corps Total	0	0	0	0	327,826	252,123	0	0	22,985	19,767	350,811	271,890
Navy Total	0	0	0	0	256,245	252,123	0	0	19,931	19,767	276,176	271,890
Navy Active Total	0	0	0	0	249,242	247,341	0	0	19,931	19,767	269,173	267,108
Military Personnel, Navy												
1.1.1 Reserve Components Called To Active Duty	0	0	0	0	192,366	192,366	0	0	16,978	16,978	209,344	209,344
1.1.2 Imminent Danger or Hostile Fire Pay	0	0	0	0	5,341	5,341	0	0	473	473	5,814	5,814
1.1.3 Family Separation Allowance	0	0	0	0	15,318	15,318	0	0	1,352	1,352	16,670	16,670
1.1.4 Hardship Duty Pay	0	0	0	0	2,648	2,648	0	0	235	235	2,883	2,883
1.1.5 Subsistence	0	0	0	0	17,742	17,742	0	0	0	0	17,742	17,742
1.1.7 Other Military Personnel (Special Pay)	0	0	0	0	15,827	13,926	0	0	893	729	16,720	14,655
1.0 Personnel Sub-Total	0	0	0	0	249,242	247,341	0	0	19,931	19,767	269,173	267,108
Navy Reserve Total	0	0	0	0	7,003	4,782	0	0	0	0	7,003	4,782
Reserve Personnel, Navy												
1.1.2 Imminent Danger or Hostile Fire Pay	0	0	0	0	2	2	0	0	0	0	2	2
1.1.4 Hardship Duty Pay	0	0	0	0	7	7	0	0	0	0	7	7
1.1.6 Reserve Components Predeployment Training	0	0	0	0	6,994	4,773	0	0	0	0	6,994	4,773
1.0 Personnel Sub-Total	0	0	0	0	7,003	4,782	0	0	0	0	7,003	4,782
Marine Corps Total	0	0	0	0	71,581	0	0	0	3,054	0	74,635	0
Marine Corps Active Total	0	0	0	0	68,097	0	0	0	3,054	0	71,151	0
Military Personnel, Marine Corps												
1.1.1 Reserve Components Called To Active Duty	0	0	0	0	52,926	0	0	0	3,054	0	55,980	0
1.1.2 Imminent Danger or Hostile Fire Pay	0	0	0	0	3,237	0	0	0	0	0	3,237	0
1.1.3 Family Separation Allowance	0	0	0	0	5,388	0	0	0	0	0	5,388	0
1.1.4 Hardship Duty Pay	0	0	0	0	2,204	0	0	0	0	0	2,204	0
1.1.5 Subsistence	0	0	0	0	2,056	0	0	0	0	0	2,056	0
1.1.7 Other Military Personnel (Special Pay)	0	0	0	0	471	0	0	0	0	0	471	0
1.1.8 Active Component Overstrength	0	0	0	0	1,815	0	0	0	0	0	1,815	0
1.0 Personnel Sub-Total	0	0	0	0	68,097	0	0	0	3,054	0	71,151	0

COST OF WAR
Military Personnel (MILPERS) Summary Execution by Operation, Component, Appropriation and Cost Breakdown Structure (CBS)
Fiscal Year 2007 - 2017
(Amounts in Thousands)
As of June 30, 2017

Component and Appropriation	Operation New Dawn (OND) / Post-OND Iraq Activities		Operation Enduring Freedom		Operation Freedom's Sentinel		Operation Noble Eagle		Operation Inherent Resolve		Summary	
	Obligations Year to Date	Disbursements Year to Date	Obligations Year to Date	Disbursements Year to Date	Obligations Year to Date	Disbursements Year to Date	Obligations Year to Date	Disbursements Year to Date	Obligations Year to Date	Disbursements Year to Date	Obligations Year to Date	Disbursements Year to Date
Marine Corps Reserve Total	0	0	0	0	3,484	0	0	0	0	0	3,484	0
Reserve Personnel, Marine Corps												
1.1.2 Imminent Danger or Hostile Fire Pay	0	0	0	0	4	0	0	0	0	0	4	0
1.1.3 Family Separation Allowance	0	0	0	0	16	0	0	0	0	0	16	0
1.1.4 Hardship Duty Pay	0	0	0	0	18	0	0	0	0	0	18	0
1.1.6 Reserve Components Predeployment Training	0	0	0	0	3,446	0	0	0	0	0	3,446	0
1.0 Personnel Sub-Total	0	0	0	0	3,484	0	0	0	0	0	3,484	0
Air Force Total	0	0	0	0	564,980	559,483	6,079	6,079	92,524	92,524	663,583	658,086
Air Force Active Total	0	0	0	0	544,585	544,585	6,079	6,079	92,524	92,524	643,188	643,188
Military Personnel, Air Force												
1.1.1 Reserve Components Called To Active Duty	0	0	0	0	421,341	421,341	5,907	5,907	65,091	65,091	492,339	492,339
1.1.2 Imminent Danger or Hostile Fire Pay	0	0	0	0	14,753	14,753	0	0	3,257	3,257	18,010	18,010
1.1.3 Family Separation Allowance	0	0	0	0	17,397	17,397	92	92	3,901	3,901	21,390	21,390
1.1.4 Hardship Duty Pay	0	0	0	0	12,095	12,095	0	0	2,724	2,724	14,819	14,819
1.1.5 Subsistence	0	0	0	0	64,716	64,716	80	80	14,607	14,607	79,403	79,403
1.1.7 Other Military Personnel (Special Pay)	0	0	0	0	14,283	14,283	0	0	2,944	2,944	17,227	17,227
1.0 Personnel Sub-Total	0	0	0	0	544,585	544,585	6,079	6,079	92,524	92,524	643,188	643,188
Air Force Reserve Total	0	0	0	0	16,455	11,601	0	0	0	0	16,455	11,601
Reserve Personnel, Air Force												
1.1.6 Reserve Components Predeployment Training	0	0	0	0	16,455	11,601	0	0	0	0	16,455	11,601
1.0 Personnel Sub-Total	0	0	0	0	16,455	11,601	0	0	0	0	16,455	11,601
Air Force National Guard Total	0	0	0	0	3,940	3,297	0	0	0	0	3,940	3,297
National Guard Personnel, Air Force												
1.1.6 Reserve Components Predeployment Training	0	0	0	0	3,940	3,297	0	0	0	0	3,940	3,297
1.0 Personnel Sub-Total	0	0	0	0	3,940	3,297	0	0	0	0	3,940	3,297

COST OF WAR
Military Personnel (MILPERS) Summary Execution by Operation and Cost Breakdown Structure (CBS)
Beginning Fiscal Year - 2017
(Amounts in Thousands)
As of June 30, 2017

CBS Summary	Operation Enduring Freedom		Operation Freedom's Sentinel		Operation Noble Eagle		Operation Inherent Resolve		Summary	
	Obligations Year to Date	Disbursements Year to Date	Obligations Year to Date	Disbursements Year to Date	Obligations Year to Date	Disbursements Year to Date	Obligations Year to Date	Disbursements Year to Date	Obligations Year to Date	Disbursements Year to Date
MILPERS CBS Summary Total	0	0	2,456,751	2,362,747	26,501	26,501	273,665	270,439	2,756,917	2,659,687
1.0 Personnel Costs	0	0	2,456,751	2,362,747	26,501	26,501	273,665	270,439	2,756,917	2,659,687
1.1.1 Reserve Components Called To Active Duty	0	0	1,834,263	1,781,337	25,979	25,979	188,463	185,409	2,048,705	1,992,725
1.1.2 Imminent Danger or Hostile Fire Pay	0	0	55,126	51,885	0	0	7,630	7,630	62,756	59,515
1.1.3 Family Separation Allowance	0	0	72,788	67,389	442	442	10,108	10,108	83,338	77,939
1.1.4 Hardship Duty Pay	0	0	40,461	38,252	0	0	6,720	6,720	47,181	44,972
1.1.5 Subsistence	0	0	237,389	235,333	80	80	50,378	50,378	287,847	285,791
1.1.6 Reserve Components Predeployment Training	0	0	134,382	110,396	0	0	14	6	134,396	110,402
1.1.7 Other Military Personnel (Special Pay)	0	0	80,527	78,155	0	0	10,352	10,188	90,879	88,343
1.1.8 Active Component Overstrength	0	0	1,815	0	0	0	0	0	1,815	0
1.0 Personnel Sub-Total	0	0	2,456,751	2,362,747	26,501	26,501	273,665	270,439	2,756,917	2,659,687

COST OF WAR
Military Personnel (MILPERS) Summary Execution by Operation, Component, and Cost Breakdown Structure (CBS)
Beginning Fiscal Year - 2017
(Amounts in Thousands)
As of June 30, 2017

Component	Operation Enduring Freedom		Operation Freedom's Sentinel		Operation Noble Eagle		Operation Inherent Resolve		Summary	
	Obligations Year To Date	Disbursements Year To Date	Obligations Year To Date	Disbursements Year To Date	Obligations Year To Date	Disbursements Year To Date	Obligations Year To Date	Disbursements Year To Date	Obligations Year To Date	Disbursements Year To Date
Grand Total	0	0	2,456,751	2,362,747	26,501	26,501	273,665	270,439	2,756,917	2,659,687
Army Total	0	0	1,566,559	1,553,088	20,422	20,422	158,156	158,148	1,745,137	1,731,658
1.1.1 Reserve Components Called To Active Duty	0	0	1,167,630	1,167,630	20,072	20,072	103,340	103,340	1,291,042	1,291,042
1.1.2 Imminent Danger or Hostile Fire Pay	0	0	31,789	31,789	0	0	3,900	3,900	35,689	35,689
1.1.3 Family Separation Allowance	0	0	34,674	34,674	350	350	4,855	4,855	39,879	39,879
1.1.4 Hardship Duty Pay	0	0	23,502	23,502	0	0	3,761	3,761	27,263	27,263
1.1.5 Subsistence	0	0	152,875	152,875	0	0	35,771	35,771	188,646	188,646
1.1.6 Reserve Components Predeployment Training	0	0	106,143	92,672	0	0	14	6	106,157	92,678
1.1.7 Other Military Personnel (Special Pay)	0	0	49,946	49,946	0	0	6,515	6,515	56,461	56,461
1.0 Personnel Sub-Total	0	0	1,566,559	1,553,088	20,422	20,422	158,156	158,148	1,745,137	1,731,658
Navy/Marine Corps Total	0	0	327,562	252,123	0	0	22,985	19,767	350,547	271,890
Navy Total	0	0	256,245	252,123	0	0	19,931	19,767	276,176	271,890
1.1.1 Reserve Components Called To Active Duty	0	0	192,366	192,366	0	0	16,978	16,978	209,344	209,344
1.1.2 Imminent Danger or Hostile Fire Pay	0	0	5,343	5,343	0	0	473	473	5,816	5,816
1.1.3 Family Separation Allowance	0	0	15,318	15,318	0	0	1,352	1,352	16,670	16,670
1.1.4 Hardship Duty Pay	0	0	2,655	2,655	0	0	235	235	2,890	2,890
1.1.5 Subsistence	0	0	17,742	17,742	0	0	0	0	17,742	17,742
1.1.6 Reserve Components Predeployment Training	0	0	6,994	4,773	0	0	0	0	6,994	4,773
1.1.7 Other Military Personnel (Special Pay)	0	0	15,827	13,926	0	0	893	729	16,720	14,655
1.0 Personnel Sub-Total	0	0	256,245	252,123	0	0	19,931	19,767	276,176	271,890
Marine Corps Total	0	0	71,317	0	0	0	3,054	0	74,371	0
1.1.1 Reserve Components Called To Active Duty	0	0	52,926	0	0	0	3,054	0	55,980	0
1.1.2 Imminent Danger or Hostile Fire Pay	0	0	3,241	0	0	0	0	0	3,241	0
1.1.3 Family Separation Allowance	0	0	5,399	0	0	0	0	0	5,399	0
1.1.4 Hardship Duty Pay	0	0	2,209	0	0	0	0	0	2,209	0
1.1.5 Subsistence	0	0	2,056	0	0	0	0	0	2,056	0
1.1.6 Reserve Components Predeployment Training	0	0	3,200	0	0	0	0	0	3,200	0
1.1.7 Other Military Personnel (Special Pay)	0	0	471	0	0	0	0	0	471	0
1.1.8 Active Component Overstrength	0	0	1,815	0	0	0	0	0	1,815	0
1.0 Personnel Sub-Total	0	0	71,317	0	0	0	3,054	0	74,371	0
Air Force Total	0	0	562,630	557,536	6,079	6,079	92,524	92,524	661,233	656,139
1.1.1 Reserve Components Called To Active Duty	0	0	421,341	421,341	5,907	5,907	65,091	65,091	492,339	492,339
1.1.2 Imminent Danger or Hostile Fire Pay	0	0	14,753	14,753	0	0	3,257	3,257	18,010	18,010
1.1.3 Family Separation Allowance	0	0	17,397	17,397	92	92	3,901	3,901	21,390	21,390
1.1.4 Hardship Duty Pay	0	0	12,095	12,095	0	0	2,724	2,724	14,819	14,819
1.1.5 Subsistence	0	0	64,716	64,716	80	80	14,607	14,607	79,403	79,403
1.1.6 Reserve Components Predeployment Training	0	0	18,045	12,951	0	0	0	0	18,045	12,951
1.1.7 Other Military Personnel (Special Pay)	0	0	14,283	14,283	0	0	2,944	2,944	17,227	17,227
1.0 Personnel Sub-Total	0	0	562,630	557,536	6,079	6,079	92,524	92,524	661,233	656,139

COST OF WAR
Military Personnel (MILPERS) Summary Execution by Operation, Component, Appropriation and Cost Breakdown Structure (CBS)
Beginning Fiscal Year - 2017
(Amounts in Thousands)
As of June 30, 2017

Component and Appropriation	Operation Enduring Freedom		Operation Freedom's Sentinel		Operation Noble Eagle		Operation Inherent Resolve		Summary	
	Obligations Year to Date	Disbursements Year to Date	Obligations Year to Date	Disbursements Year to Date	Obligations Year to Date	Disbursements Year to Date	Obligations Year to Date	Disbursements Year to Date	Obligations Year to Date	Disbursements Year to Date
Grand Total	0	0	2,456,751	2,362,747	26,501	26,501	273,665	270,439	2,756,917	2,659,687
Army Total	0	0	1,566,559	1,553,088	20,422	20,422	158,156	158,148	1,745,137	1,731,658
Army Active Total	0	0	1,460,416	1,460,416	20,422	20,422	158,142	158,142	1,638,980	1,638,980
Military Personnel, Army										
1.1.1 Reserve Components Called To Active Duty	0	0	1,167,630	1,167,630	20,072	20,072	103,340	103,340	1,291,042	1,291,042
1.1.2 Imminent Danger or Hostile Fire Pay	0	0	31,789	31,789	0	0	3,900	3,900	35,689	35,689
1.1.3 Family Separation Allowance	0	0	34,674	34,674	350	350	4,855	4,855	39,879	39,879
1.1.4 Hardship Duty Pay	0	0	23,502	23,502	0	0	3,761	3,761	27,263	27,263
1.1.5 Subsistence	0	0	152,875	152,875	0	0	35,771	35,771	188,646	188,646
1.1.7 Other Military Personnel (Special Pay)	0	0	49,946	49,946	0	0	6,515	6,515	56,461	56,461
1.0 Personnel Sub-Total	0	0	1,460,416	1,460,416	20,422	20,422	158,142	158,142	1,638,980	1,638,980
Army Reserve Total	0	0	12,201	11,257	0	0	0	0	12,201	11,257
Reserve Personnel, Army										
1.1.6 Reserve Components Predeployment Training	0	0	12,201	11,257	0	0	0	0	12,201	11,257
1.0 Personnel Sub-Total	0	0	12,201	11,257	0	0	0	0	12,201	11,257
Army National Guard Total	0	0	93,942	81,415	0	0	14	6	93,956	81,421
National Guard Personnel, Army										
1.1.6 Reserve Components Predeployment Training	0	0	93,942	81,415	0	0	14	6	93,956	81,421
1.0 Personnel Sub-Total	0	0	93,942	81,415	0	0	14	6	93,956	81,421
Navy/Marine Corps Total	0	0	327,562	252,123	0	0	22,985	19,767	350,547	271,890
Navy Total	0	0	256,245	252,123	0	0	19,931	19,767	276,176	271,890
Navy Active Total	0	0	249,242	247,341	0	0	19,931	19,767	269,173	267,108
Military Personnel, Navy										
1.1.1 Reserve Components Called To Active Duty	0	0	192,366	192,366	0	0	16,978	16,978	209,344	209,344
1.1.2 Imminent Danger or Hostile Fire Pay	0	0	5,341	5,341	0	0	473	473	5,814	5,814
1.1.3 Family Separation Allowance	0	0	15,318	15,318	0	0	1,352	1,352	16,670	16,670
1.1.4 Hardship Duty Pay	0	0	2,648	2,648	0	0	235	235	2,883	2,883
1.1.5 Subsistence	0	0	17,742	17,742	0	0	0	0	17,742	17,742
1.1.7 Other Military Personnel (Special Pay)	0	0	15,827	13,926	0	0	893	729	16,720	14,655
1.0 Personnel Sub-Total	0	0	249,242	247,341	0	0	19,931	19,767	269,173	267,108
Navy Reserve Total	0	0	7,003	4,782	0	0	0	0	7,003	4,782
Reserve Personnel, Navy										
1.1.2 Imminent Danger or Hostile Fire Pay	0	0	2	2	0	0	0	0	2	2
1.1.4 Hardship Duty Pay	0	0	7	7	0	0	0	0	7	7
1.1.6 Reserve Components Predeployment Training	0	0	6,994	4,773	0	0	0	0	6,994	4,773
1.0 Personnel Sub-Total	0	0	7,003	4,782	0	0	0	0	7,003	4,782
Marine Corps Total	0	0	71,317	0	0	0	3,054	0	74,371	0
Marine Corps Active Total	0	0	68,097	0	0	0	3,054	0	71,151	0
Military Personnel, Marine Corps										
1.1.1 Reserve Components Called To Active Duty	0	0	52,926	0	0	0	3,054	0	55,980	0
1.1.2 Imminent Danger or Hostile Fire Pay	0	0	3,237	0	0	0	0	0	3,237	0

COST OF WAR
Military Personnel (MILPERS) Summary Execution by Operation, Component, Appropriation and Cost Breakdown Structure (CBS)
Beginning Fiscal Year - 2017
(Amounts in Thousands)
As of June 30, 2017

Component and Appropriation	Operation Enduring Freedom		Operation Freedom's Sentinel		Operation Noble Eagle		Operation Inherent Resolve		Summary	
	Obligations Year to Date	Disbursements Year to Date	Obligations Year to Date	Disbursements Year to Date	Obligations Year to Date	Disbursements Year to Date	Obligations Year to Date	Disbursements Year to Date	Obligations Year to Date	Disbursements Year to Date
1.1.3 Family Separation Allowance	0	0	5,388	0	0	0	0	0	5,388	0
1.1.4 Hardship Duty Pay	0	0	2,204	0	0	0	0	0	2,204	0
1.1.5 Subsistence	0	0	2,056	0	0	0	0	0	2,056	0
1.1.7 Other Military Personnel (Special Pay)	0	0	471	0	0	0	0	0	471	0
1.1.8 Active Component Overstrength	0	0	1,815	0	0	0	0	0	1,815	0
1.0 Personnel Sub-Total	0	0	68,097	0	0	0	3,054	0	71,151	0
Marine Corps Reserve Total	0	0	3,220	0	0	0	0	0	3,220	0
Reserve Personnel, Marine Corps										
1.1.2 Imminent Danger or Hostile Fire Pay	0	0	4	0	0	0	0	0	4	0
1.1.3 Family Separation Allowance	0	0	11	0	0	0	0	0	11	0
1.1.4 Hardship Duty Pay	0	0	5	0	0	0	0	0	5	0
1.1.6 Reserve Components Predeployment Training	0	0	3,200	0	0	0	0	0	3,200	0
1.0 Personnel Sub-Total	0	0	3,220	0	0	0	0	0	3,220	0
Air Force Total	0	0	562,630	557,536	6,079	6,079	92,524	92,524	661,233	656,139
Air Force Active Total	0	0	544,585	544,585	6,079	6,079	92,524	92,524	643,188	643,188
Military Personnel, Air Force										
1.1.1 Reserve Components Called To Active Duty	0	0	421,341	421,341	5,907	5,907	65,091	65,091	492,339	492,339
1.1.2 Imminent Danger or Hostile Fire Pay	0	0	14,753	14,753	0	0	3,257	3,257	18,010	18,010
1.1.3 Family Separation Allowance	0	0	17,397	17,397	92	92	3,901	3,901	21,390	21,390
1.1.4 Hardship Duty Pay	0	0	12,095	12,095	0	0	2,724	2,724	14,819	14,819
1.1.5 Subsistence	0	0	64,716	64,716	80	80	14,607	14,607	79,403	79,403
1.1.7 Other Military Personnel (Special Pay)	0	0	14,283	14,283	0	0	2,944	2,944	17,227	17,227
1.0 Personnel Sub-Total	0	0	544,585	544,585	6,079	6,079	92,524	92,524	643,188	643,188
Air Force Reserve Total	0	0	14,105	9,654	0	0	0	0	14,105	9,654
Reserve Personnel, Air Force										
1.1.6 Reserve Components Predeployment Training	0	0	14,105	9,654	0	0	0	0	14,105	9,654
1.0 Personnel Sub-Total	0	0	14,105	9,654	0	0	0	0	14,105	9,654
Air Force National Guard Total	0	0	3,940	3,297	0	0	0	0	3,940	3,297
National Guard Personnel, Air Force										
1.1.6 Reserve Components Predeployment Training	0	0	3,940	3,297	0	0	0	0	3,940	3,297
1.0 Personnel Sub-Total	0	0	3,940	3,297	0	0	0	0	3,940	3,297

**Operation and Maintenance Subsidiary Report
(Cost Breakdown Structure)**

COST OF WAR
Operation and Maintenance (O&M) Summary Execution by Operation and Cost Breakdown Structure (CBS)
Fiscal Year 2007 - 2017
(Amounts in Thousands)
As of June 30, 2017

	Operation New Dawn (OND) / Post-OND Iraq Activities		Operation Enduring Freedom		Operation Freedom's Sentinel		Operation Noble Eagle		Operation Inherent Resolve		Summary	
	Obligations Year to Date	Disbursements Year to Date	Obligations Year to Date	Disbursements Year to Date	Obligations Year to Date	Disbursements Year to Date	Obligations Year to Date	Disbursements Year to Date	Obligations Year to Date	Disbursements Year to Date	Obligations Year to Date	Disbursements Year to Date
CBS Summary												
O&M CBS Summary Total	-43,831	148,622	-7,999	70,796	22,821,293	16,089,363	41,753	22,895	4,402,180	3,328,042	27,213,396	19,659,718
1.0 Personnel Costs	940	840	3,163	3,772	262,917	233,416	1,035	1,009	20,484	16,274	288,539	255,311
2.0 Personnel Support Costs	-1,552	17,815	-115,866	-113,586	1,101,939	748,963	5,285	4,693	170,291	140,819	1,160,097	798,704
3.0 Operating Support Costs	-32,866	129,276	225,689	133,795	15,974,068	10,336,210	34,973	16,962	3,032,987	2,232,613	19,234,851	12,848,856
4.0 Transportation Costs	-2,206	643	-4,415	2,879	2,455,567	1,665,730	460	231	266,667	177,506	2,716,073	1,846,989
7.0 Other Support Costs	-8,147	48	-116,570	43,936	3,026,802	3,105,044	0	0	911,751	760,830	3,813,836	3,909,858
1.2.1 Civilian Premium Pay	795	830	678	864	219,902	190,600	338	312	14,527	11,148	236,240	203,754
1.2.2 Civilian Temporary Hires	145	10	2,485	2,907	43,015	42,817	697	697	5,957	5,126	52,299	51,557
1.2.3 MRAP Vehicles	0	0	0	1	0	-1	0	0	0	0	0	0
1.0 Personnel Sub-Total	940	840	3,163	3,772	262,917	233,416	1,035	1,009	20,484	16,274	288,539	255,311
2.1 Temporary Duty (TDY)/Additional Duty (TAD)	296	567	26,479	6,814	527,673	443,582	5,213	4,619	48,464	28,947	608,125	484,529
2.2 Clothing and Other Personnel Equipment & Supplies	-1,176	144	52,614	51,245	159,193	16,845	0	0	57	47	210,688	68,281
2.2.1 Organizational Clothing	0	0	258	29	24,286	-29	0	0	0	0	24,544	0
2.3 Medical Support/Health Services	-661	-184	-204,772	-190,391	255,569	194,397	72	74	10,333	8,008	60,541	11,904
2.4 Reserve Component Activation/Deactivation	0	0	4,686	5,120	804	-1,335	0	0	14	32	5,504	3,817
2.5 Other Personnel Support	-11	17,288	3,768	12,485	126,355	89,093	0	0	111,423	103,785	241,535	222,651
2.6 Rest & Recreation	0	0	0	0	4,012	4,012	0	0	0	0	4,012	4,012
2.7 Body Armor	0	0	1,101	1,112	4,047	2,398	0	0	0	0	5,148	3,510
2.0 Personnel Support Sub-Total	-1,552	17,815	-115,866	-113,586	1,101,939	748,963	5,285	4,693	170,291	140,819	1,160,097	798,704
3.1 Training	0	0	990	-3,645	331,101	205,981	0	0	4,299	4,514	336,390	206,850
3.1.0 Care-in-Store	0	0	0	0	3,320	0	0	0	11	0	3,331	0
3.2 Operations (OPTEMPO) (Fuel, Other POL, Parts)	-8,344	-8,049	-33,058	-24,542	2,178,806	1,745,597	9,319	9,098	1,548,575	1,487,450	3,695,298	3,209,554
3.2.1 MRAP Vehicles Operation	0	0	144	57	41,560	16,185	0	0	0	0	41,704	16,242
3.3 Other Supplies & Equipment	7,991	8,708	93,616	107,738	1,338,029	853,672	224	180	348,456	225,541	1,788,316	1,195,839
3.4 Facilities/Base Support	-263	543	-8,979	30,288	1,011,915	254,716	1,481	745	38,864	34,881	1,043,018	321,173
3.4.1 MRAP Vehicles Facilities and Base Support	0	0	0	758	0	5,306	0	0	0	0	0	6,064
3.5.1 Organization Level Maintenance	-27	-3	25,740	22,771	84,815	81,529	0	0	7,837	2,941	118,365	107,238
3.5.2 Intermediate Level Maintenance	-13,049	193	-17	31	55,525	46,121	0	0	17,314	3,037	59,773	49,382
3.5.3 Depot Level Maintenance	-11,409	26,167	79,866	158,483	4,127,022	2,750,926	0	0	132,751	38,503	4,328,230	2,974,079
3.5.4 Contractor Logistics Support	-4,451	1,670	14,749	17,827	715,385	357,843	15,147	1,977	60,648	22,704	801,478	402,021
3.5.6 MRAP Vehicles Equipment Maintenance	0	0	9,614	10,206	81,600	20,490	0	0	0	0	91,214	30,696
3.6 (C4I)	461	88,031	562,253	224,737	2,519,508	2,139,887	153	81	223,036	93,160	3,305,411	2,545,896
3.7 Other Services and Miscellaneous Contracts	-3,775	12,016	-519,229	-410,914	3,451,562	1,857,957	8,649	4,881	651,196	319,882	3,588,403	1,783,822
3.8 IED Operation	0	0	0	0	10	0	0	0	0	0	10	0
3.9 Psychological Operations (Information Operations)	0	0	0	0	33,910	2,529	0	0	0	0	33,910	0
3.0 Operating Support Sub-Total	-32,866	129,276	225,689	133,795	15,974,068	10,336,210	34,973	16,962	3,032,987	2,232,613	19,234,851	12,848,856
4.1 Airlift	0	642	-2,670	2,220	1,411,020	1,042,858	0	0	201,667	171,276	1,610,017	1,216,996
4.2 Sealift	0	0	1,561	4,228	110,052	88,202	0	0	0	0	111,613	92,430
4.4 Port Handling/Inland Transportation	-51	0	-5,249	263	168,949	84,950	460	231	786	302	164,895	85,746
4.5 Other Transportation	-1,697	3	3,013	7,101	278,835	146,485	0	0	5,050	4,498	285,201	158,087
4.6 Second Destination Transportation	0	-2	-1,061	-10,933	484,080	300,706	0	0	59,116	702	542,135	290,473
4.7 MRAP Vehicles Transportation	-458	0	0	0	50	0	0	0	0	0	-408	0
4.8 Retrograde of Personnel and Equipment	0	0	-9	0	2,581	2,529	0	0	48	728	2,620	3,257
4.0 Transportation Sub-Total	-2,206	643	-4,415	2,879	2,455,567	1,665,730	460	231	266,667	177,506	2,716,073	1,846,989
7.1.01 Pakistan	0	0	0	0	550,000	550,000	0	0	0	0	550,000	550,000
7.1.12 Jordan (OEF)	0	0	0	0	49,708	49,708	0	0	0	0	49,708	49,708
7.1.26 Coalition support for Mongolia (OEF)	0	0	0	0	674	674	0	0	0	0	674	674
7.2.1 Transportation Support	0	0	0	0	12,000	8,006	0	0	0	0	12,000	8,006
7.2.2 Logistic Support	0	0	0	0	40,200	43,582	0	0	0	0	40,200	43,582
7.3.02 Defense Forces Sustainment	-3,569	0	-17,399	-1,342	1,249,501	1,141,906	0	0	0	0	1,228,533	1,140,564
7.3.03 Defense Forces Infrastructure	0	0	-22,917	19,973	51,018	23,899	0	0	0	0	28,101	43,872
7.3.04 Defense Forces Equipment and Transportation	-4,431	0	-652	-652	481,307	454,912	0	0	0	0	476,224	454,260
7.3.05 Defense Forces Training and Operations	-147	48	-22,724	-21,669	147,929	99,187	0	0	0	0	125,058	77,566
7.3.07 Interior Forces Sustainment	0	0	-15,296	-1,559	381,222	367,640	0	0	0	0	365,926	366,081
7.3.08 Interior Forces Infrastructure	0	0	-8,690	1,915	11,302	48,981	0	0	0	0	2,612	50,896
7.3.09 Interior Forces Equipment	0	0	-457	-79	-4,913	-1,808	0	0	0	0	-5,370	-1,887
7.3.10 Interior Forces Training and Operations	0	0	-27,385	-21,688	55,476	56,353	0	0	0	0	28,091	34,665

COST OF WAR
Operation and Maintenance (O&M) Summary Execution by Operation and Cost Breakdown Structure (CBS)
Fiscal Year 2007 - 2017
(Amounts in Thousands)
As of June 30, 2017

	Operation New Dawn (OND) / Post-OND Iraq Activities		Operation Enduring Freedom		Operation Freedom's Sentinel		Operation Noble Eagle		Operation Inherent Resolve		Summary	
	Obligations Year to Date	Disbursements Year to Date	Obligations Year to Date	Disbursements Year to Date	Obligations Year to Date	Disbursements Year to Date	Obligations Year to Date	Disbursements Year to Date	Obligations Year to Date	Disbursements Year to Date	Obligations Year to Date	Disbursements Year to Date
CBS Summary												
7.3.14 Detainee Operations Sustainment	0	0	-2,820	0	-8	369	0	0	0	0	-2,828	369
7.3.15 Detainee Operations Infrastructure	0	0	-2	0	0	0	0	0	0	0	-2	0
7.3.17 Detainee Operations Training and Operations	0	0	-31	0	0	0	0	0	0	0	-31	0
7.3.20 Other	0	0	-2,855	-8,424	0	260,469	0	0	0	0	-2,855	252,045
7.4.1 Afghanistan (CERP)	0	0	-331	0	1,386	1,166	0	0	0	0	1,055	1,166
7.5.1 Afghanistan Infrastructure Fund - Power	0	0	4,431	75,585	0	0	0	0	0	0	4,431	75,585
7.5.2 Afghanistan Infrastructure Fund - Transportation	0	0	-77	2,984	0	0	0	0	0	0	-77	2,984
7.5.3 Afghanistan Infrastructure Fund - Water	0	0	635	-1,108	0	0	0	0	0	0	635	-1,108
7.6.1 Trainee Equip/Support	0	0	0	0	0	0	0	0	207,487	61,945	207,487	61,945
7.6.2 U.S. Trainer/Enabler	0	0	0	0	0	0	0	0	94,158	38,833	94,158	38,833
7.7.1 Defense Forces	0	0	0	0	0	0	0	0	610,106	660,052	610,106	660,052
7.0 Other Support Sub-Total	-8,147	48	-116,570	43,936	3,026,802	3,105,044	0	0	911,751	760,830	3,813,836	3,909,858

COST OF WAR
Operation and Maintenance (O&M) Summary Execution by Operation, Component, and Cost Breakdown Structure (CBS)
Fiscal Year 2007 - 2017
(Amounts in Thousands)
As of June 30, 2017

Component	Operation New Dawn (OND) / Post-OND Iraq Activities		Operation Enduring Freedom		Operation Freedom's Sentinel		Operation Noble Eagle		Operation Inherent Resolve		Summary	
	Obligations Year To Date	Disbursements Year To Date	Obligations Year To Date	Disbursements Year To Date	Obligations Year To Date	Disbursements Year To Date	Obligations Year To Date	Disbursements Year To Date	Obligations Year To Date	Disbursements Year To Date	Obligations Year To Date	Disbursements Year To Date
Grand Total	-43,831	148,622	-7,999	70,796	22,821,293	16,089,363	41,753	22,895	4,402,180	3,328,042	27,213,396	19,659,718
Army Total	-35,587	90,696	-250,124	-396,147	10,554,527	6,886,359	31,438	12,556	1,867,525	1,228,476	12,167,779	7,821,940
1.2.1 Civilian Premium Pay	795	830	64	247	53,690	48,159	338	312	9,996	9,868	64,883	59,416
1.2.2 Civilian Temporary Hires	0	0	-7	-83	852	928	0	0	437	437	1,282	1,282
1.0 Personnel Sub-Total	795	830	57	164	54,542	49,087	338	312	10,433	10,305	66,165	60,698
2.1 Temporary Duty (TDY)/Additional Duty (TAD)	466	490	3,380	-22,787	151,622	124,890	4,291	3,737	21,984	8,075	181,743	114,405
2.2 Clothing and Other Personnel Equipment & Supplies	-1,176	144	0	0	193,963	53,978	0	0	0	0	192,787	54,122
2.2.1 Organizational Clothing	0	0	0	-227	24,545	227	0	0	0	0	24,545	0
2.3 Medical Support/Health Services	0	0	-436	-36	32,825	25,389	0	0	8,575	7,143	40,964	32,496
2.4 Reserve Component Activation/Deactivation	0	0	0	0	4,447	2,956	0	0	4	4	4,451	2,956
2.5 Other Personnel Support	-1	0	-1,017	-11	19,498	8,792	0	0	83,085	83,078	101,565	91,859
2.6 Rest & Recreation	0	0	0	0	4,012	4,012	0	0	0	0	4,012	4,012
2.0 Personnel Support Sub-Total	-711	634	1,927	-23,061	430,912	220,244	4,291	3,737	113,648	98,296	550,067	299,850
3.1 Training	0	0	-61	-76	179,679	102,419	0	0	25	25	179,643	102,368
3.1.0 Care-in-Store	0	0	0	0	3,320	0	0	0	9	0	3,329	0
3.2 Operations (OPTEMPO) (Fuel, Other POL, Parts)	-8	-8	-695	-12	786,424	602,175	642	421	148,142	101,205	934,505	703,781
3.2.1 MRAP Vehicles Operation	0	0	0	0	41,071	15,823	0	0	0	0	41,071	15,823
3.3 Other Supplies & Equipment	-232	-3	-2,113	-9,406	395,915	251,916	215	171	286,547	162,720	680,332	405,398
3.4 Facilities/Base Support	-264	542	-16,476	-311	764,689	126,871	1,466	745	17,848	8,367	767,263	136,214
3.5.1 Organization Level Maintenance	-27	-3	-793	-2,746	24,717	18,750	0	0	0	0	23,897	16,001
3.5.2 Intermediate Level Maintenance	-13,049	193	-94	31	204,549	119,785	0	0	0	0	191,406	120,009
3.5.3 Depot Level Maintenance	-2,059	205	-967	-173	716,739	229,602	0	0	430	414	714,143	230,048
3.5.4 Contractor Logistics Support	-4,409	1,668	-10,233	-10,924	508,299	208,387	15,147	1,977	23,290	5,832	532,094	206,940
3.5.6 MRAP Vehicles Equipment Maintenance	0	0	0	0	41,639	2,824	0	0	0	0	41,639	2,824
3.6 (C4I)	410	86,234	8,338	-345,411	1,309,815	1,197,667	153	81	144,984	35,241	1,463,700	973,812
3.7 Other Services and Miscellaneous Contracts	-7,377	358	-105,721	-40,080	772,908	691,794	8,726	4,881	359,618	111,362	2,028,154	768,315
3.9 Psychological Operations (Information Operations)	0	0	0	0	31,272	0	0	0	0	0	31,272	0
3.0 Operating Support Sub-Total	-27,015	89,186	-128,815	-409,108	6,781,036	3,568,013	26,349	8,276	980,893	425,166	7,632,448	3,681,533
4.1 Airlift	0	0	-517	0	233,340	162,797	0	0	0	0	232,823	162,797
4.2 Sealift	0	0	-517	0	42,574	41,852	0	0	0	0	42,057	41,852
4.4 Port Handling/Inland Transportation	-51	0	-5,484	-1	160,926	79,718	460	231	786	302	156,637	80,250
4.5 Other Transportation	0	0	21	-12	234	20	0	0	0	0	255	8
4.6 Second Destination Transportation	0	-2	-226	-8,065	476,743	311,554	0	0	59,116	702	535,633	304,189
4.7 MRAP Vehicles Transportation	-458	0	0	0	0	0	0	0	0	0	-458	0
4.0 Transportation Sub-Total	-509	-2	-6,723	-8,078	913,817	595,941	460	231	59,902	1,004	966,947	589,096
7.3.02 Defense Forces Sustainment	-3,569	0	-17,399	-1,342	1,249,501	1,141,906	0	0	0	0	1,228,533	1,140,564
7.3.03 Defense Forces Infrastructure	0	0	19,973	51,018	22,917	23,899	0	0	0	0	28,101	43,872
7.3.04 Defense Forces Equipment and Transportation	-4,431	0	-652	-652	481,307	454,912	0	0	0	0	476,224	454,260
7.3.05 Defense Forces Training and Operations	-147	48	-22,724	-21,669	147,929	99,187	0	0	0	0	125,058	77,566
7.3.07 Interior Forces Sustainment	0	0	-15,296	-1,559	381,222	367,640	0	0	0	0	365,926	366,081
7.3.08 Interior Forces Infrastructure	0	0	-8,690	1,915	11,302	48,981	0	0	0	0	2,612	50,896
7.3.09 Interior Forces Equipment	0	0	-457	-79	-4,913	-1,808	0	0	0	0	-5,370	-1,887
7.3.10 Interior Forces Training and Operations	0	0	-27,385	-21,688	55,476	56,353	0	0	0	0	28,091	34,665
7.3.14 Detainee Operations Sustainment	0	0	-2,820	0	-8	369	0	0	0	0	-2,828	369
7.3.15 Detainee Operations Infrastructure	0	0	-2	0	0	0	0	0	0	0	-2	0
7.3.17 Detainee Operations Training and Operations	0	0	-31	0	0	0	0	0	0	0	-31	0
7.3.20 Other	0	0	-2,855	-8,424	0	260,469	0	0	0	0	-2,855	252,045
7.4.1 Afghanistan (CERP)	0	0	-331	0	1,386	1,166	0	0	0	0	1,055	1,166
7.5.1 Afghanistan Infrastructure Fund - Power	0	0	4,431	75,585	0	0	0	0	0	0	4,431	75,585
7.5.2 Afghanistan Infrastructure Fund - Transportation	0	0	-77	2,984	0	0	0	0	0	0	-77	2,984
7.5.3 Afghanistan Infrastructure Fund - Water	0	0	635	-1,108	0	0	0	0	0	0	635	-1,108
7.6.1 Trainee Equip/Support	0	0	0	0	0	0	0	0	14,930	8,677	14,930	8,677
7.6.2 U.S. Trainer/Enabler	0	0	0	0	0	0	0	0	77,613	24,976	77,613	24,976
7.7.1 Defense Forces	0	0	0	0	0	0	0	0	610,106	660,052	610,106	660,052
7.0 Other Support Sub-Total	-8,147	48	-116,570	43,936	2,374,220	2,453,074	0	0	702,649	693,705	2,952,152	3,190,763
Navy/Marine Corps Total	-8,602	25,927	546,949	506,215	3,855,027	2,664,760	0	0	547,386	327,506	4,940,760	3,524,408
Navy Total	0	0	0	0	3,551,907	2,326,208	0	0	443,164	296,548	3,995,071	2,622,756
1.2.1 Civilian Premium Pay	0	0	0	0	95,576	80,662	0	0	119	119	95,695	80,781

COST OF WAR
Operation and Maintenance (O&M) Summary Execution by Operation, Component, and Cost Breakdown Structure (CBS)
Fiscal Year 2007 - 2017
(Amounts in Thousands)
As of June 30, 2017

Component	Operation New Dawn (OND) / Post-OND Iraq Activities		Operation Enduring Freedom		Operation Freedom's Sentinel		Operation Noble Eagle		Operation Inherent Resolve		Summary	
	Obligations Year To Date	Disbursements Year To Date	Obligations Year To Date	Disbursements Year To Date	Obligations Year To Date	Disbursements Year To Date	Obligations Year To Date	Disbursements Year To Date	Obligations Year To Date	Disbursements Year To Date	Obligations Year To Date	Disbursements Year To Date
1.2.2 Civilian Temporary Hires	0	0	0	0	241	241	0	0	0	0	241	241
1.0 Personnel Sub-Total	0	0	0	0	95,817	80,903	0	0	119	119	95,936	81,022
2.1 Temporary Duty (TDY)/Additional Duty (TAD)	0	0	0	0	88,627	60,617	0	0	1,475	1,326	90,102	61,943
2.2 Clothing and Other Personnel Equipment & Supplies	0	0	0	0	5,676	1,115	0	0	48	44	5,724	1,159
2.3 Medical Support/Health Services	0	0	0	0	2,385	564	0	0	250	0	2,635	564
2.4 Reserve Component Activation/Deactivation	0	0	0	0	1,627	660	0	0	0	0	1,627	660
2.5 Other Personnel Support	0	0	0	0	4,252	3,267	0	0	0	0	4,252	3,267
2.7 Body Armor	0	0	0	0	1,230	613	0	0	0	0	1,230	613
2.0 Personnel Support Sub-Total	0	0	0	0	103,797	66,836	0	0	1,773	1,370	105,570	68,206
3.1 Training	0	0	0	0	50,764	24,735	0	0	0	0	50,764	24,735
3.2 Operations (OPTEMPO) (Fuel, Other POL, Parts)	0	0	0	0	761,543	615,686	0	0	258,902	258,902	1,020,445	874,588
3.3 Other Supplies & Equipment	0	0	0	0	152,627	104,142	0	0	463	113	153,090	104,255
3.4 Facilities/Base Support	0	0	0	0	117,739	2,645	0	0	0	0	117,739	2,645
3.5.1 Organization Level Maintenance	0	0	0	0	65,357	58,542	0	0	7,837	2,941	73,194	61,483
3.5.2 Intermediate Level Maintenance	0	0	0	0	41,450	11,950	0	0	0	0	41,450	11,950
3.5.3 Depot Level Maintenance	0	0	0	0	1,674,468	1,134,664	0	0	54,486	16,743	1,728,954	1,151,407
3.5.4 Contractor Logistics Support	0	0	0	0	9,234	5,410	0	0	0	0	9,234	5,410
3.6 (C4I)	0	0	0	0	36,634	25,474	0	0	0	0	36,634	25,474
3.7 Other Services and Miscellaneous Contracts	0	0	0	0	191,290	82,035	0	0	116,754	13,530	308,044	95,565
3.8 IED Operation	0	0	0	0	10	0	0	0	0	0	10	0
3.0 Operating Support Sub-Total	0	0	0	0	3,101,116	2,065,283	0	0	438,442	292,229	3,539,558	2,357,512
4.1 Airlift	0	0	0	0	130,391	60,604	0	0	2,830	2,830	133,221	63,434
4.2 Sealift	0	0	0	0	66,292	46,554	0	0	0	0	66,292	46,554
4.4 Port Handling/Inland Transportation	0	0	0	0	5,815	3,743	0	0	0	0	5,815	3,743
4.5 Other Transportation	0	0	0	0	45,457	1,246	0	0	0	0	45,457	1,246
4.6 Second Destination Transportation	0	0	0	0	3,172	1,039	0	0	0	0	3,172	1,039
4.7 MRAP Vehicles Transportation	0	0	0	0	50	0	0	0	0	0	50	0
4.0 Transportation Sub-Total	0	0	0	0	251,177	113,186	0	0	2,830	2,830	254,007	116,016
Marine Corps Total	-8,602	25,927	546,949	506,215	303,120	338,552	0	0	104,222	30,958	945,689	901,652
1.2.1 Civilian Premium Pay	0	0	614	617	104	54	0	0	0	0	718	671
1.2.2 Civilian Temporary Hires	0	0	2,497	2,973	-2,413	-2,889	0	0	0	0	84	84
1.2.3 MRAP Vehicles	0	0	0	1	0	-1	0	0	0	0	0	0
1.0 Personnel Sub-Total	0	0	3,111	3,591	-2,309	-2,836	0	0	0	0	802	755
2.1 Temporary Duty (TDY)/Additional Duty (TAD)	8	9	27,841	28,920	24,091	25,600	0	0	2,281	1,705	54,221	56,234
2.2 Clothing and Other Personnel Equipment & Supplies	0	0	52,804	51,318	-44,688	-41,571	0	0	0	0	8,116	9,747
2.2.1 Organizational Clothing	0	0	258	256	-259	-256	0	0	0	0	-1	0
2.3 Medical Support/Health Services	0	0	1,936	1,887	1,565	1,368	0	0	0	0	3,501	3,255
2.4 Reserve Component Activation/Deactivation	0	0	4,686	5,120	-5,270	-4,951	0	0	10	32	-574	201
2.5 Other Personnel Support	0	0	6,175	5,497	12,330	8,421	0	0	0	0	18,505	13,918
2.0 Personnel Support Sub-Total	8	9	93,700	92,998	-12,231	-11,389	0	0	2,291	1,737	83,768	83,355
3.1 Training	0	0	2,302	-3,836	37,185	46,444	0	0	0	17	39,487	42,625
3.2 Operations (OPTEMPO) (Fuel, Other POL, Parts)	0	0	36,754	37,409	196,501	143,862	0	0	575	533	233,830	181,804
3.2.1 MRAP Vehicles Operation	0	0	144	57	489	362	0	0	0	0	633	419
3.3 Other Supplies & Equipment	0	0	50,395	43,770	19,030	11,369	0	0	92	88	69,517	55,227
3.4 Facilities/Base Support	0	0	20,682	21,573	-5,773	-8,957	0	0	0	0	14,909	12,616
3.4.1 MRAP Vehicles Facilities and Base Support	0	0	0	758	0	5,306	0	0	0	0	0	6,064
3.5.1 Organization Level Maintenance	0	0	26,618	25,517	-5,326	4,178	0	0	0	0	21,292	29,695
3.5.2 Intermediate Level Maintenance	0	0	77	0	-192,589	-86,840	0	0	17,314	3,037	-175,198	-83,803
3.5.3 Depot Level Maintenance	-8,610	25,908	14,901	24,541	235,205	232,710	0	0	77,835	21,346	319,331	304,505
3.5.4 Contractor Logistics Support	0	0	30,728	22,820	6,203	8,931	0	0	0	0	36,931	31,751
3.5.6 MRAP Vehicles Equipment Maintenance	0	0	9,614	10,206	-9,776	-3,145	0	0	0	0	-162	7,061
3.6 (C4I)	0	0	18,991	16,113	1,851	-10,187	0	0	4,875	646	25,717	6,572
3.7 Other Services and Miscellaneous Contracts	0	10	233,208	204,984	-8,929	-3,351	0	0	1,222	3,552	225,501	205,195
3.0 Operating Support Sub-Total	-8,610	25,918	444,414	403,912	274,071	340,682	0	0	101,913	29,219	811,788	799,731
4.1 Airlift	0	0	849	849	-684	-731	0	0	18	2	183	120
4.2 Sealift	0	0	431	1,536	-388	-1,536	0	0	0	0	43	0
4.4 Port Handling/Inland Transportation	0	0	179	127	8	33	0	0	0	0	187	160
4.5 Other Transportation	0	0	5,100	6,070	40,603	26,257	0	0	0	0	45,703	32,327

COST OF WAR
Operation and Maintenance (O&M) Summary Execution by Operation, Component, and Cost Breakdown Structure (CBS)
Fiscal Year 2007 - 2017
(Amounts in Thousands)
As of June 30, 2017

Component	Operation New Dawn (OND) / Post-OND Iraq Activities		Operation Enduring Freedom		Operation Freedom's Sentinel		Operation Noble Eagle		Operation Inherent Resolve		Summary	
	Obligations Year To Date	Disbursements Year To Date	Obligations Year To Date	Disbursements Year To Date	Obligations Year To Date	Disbursements Year To Date	Obligations Year To Date	Disbursements Year To Date	Obligations Year To Date	Disbursements Year To Date	Obligations Year To Date	Disbursements Year To Date
4.6 Second Destination Transportation	0	0	-835	-2,868	4,055	-11,928	0	0	0	0	3,220	-14,796
4.8 Retrograde of Personnel and Equipment	0	0	0	0	-5	0	0	0	0	0	-5	0
4.0 Transportation Sub-Total	0	0	5,724	5,714	43,589	12,095	0	0	18	2	49,331	17,811
Air Force Total	1,192	29,533	-86,614	97,313	5,165,199	4,492,589	10,315	10,339	1,470,575	1,498,833	6,560,667	6,128,607
1.2.2 Civilian Temporary Hires	3	10	-5	17	33,739	34,728	697	697	2,923	2,932	37,357	38,384
1.0 Personnel Sub-Total	3	10	-5	17	33,739	34,728	697	697	2,923	2,932	37,357	38,384
2.1 Temporary Duty (TDY)/Additional Duty (TAD)	14	62	-4,497	655	143,781	139,285	922	882	18,857	14,530	159,077	155,414
2.2 Clothing and Other Personnel Equipment & Supplies	0	0	-190	-123	2,024	2,039	0	0	0	0	1,834	1,916
2.3 Medical Support/Health Services	0	48	-2,741	53	21,786	23,441	72	74	1,508	865	20,625	24,481
2.5 Other Personnel Support	0	14,707	-392	638	50,894	36,156	0	0	28,338	20,707	78,840	72,208
2.7 Body Armor	0	0	1,117	1,112	2,817	1,785	0	0	3,934	0	3,934	2,897
2.0 Personnel Support Sub-Total	14	14,817	-6,703	2,335	221,302	202,706	994	956	48,703	36,102	264,310	256,916
3.1 Training	0	0	-403	-327	34,448	19,252	0	0	2,898	3,287	36,943	22,212
3.2 Operations (OPTEMPO) (Fuel, Other POL, Parts)	-8,336	-8,041	-63,553	-63,270	321,553	322,108	8,677	8,677	1,067,158	1,066,379	1,325,499	1,325,853
3.3 Other Supplies & Equipment	8,224	8,620	46,471	61,746	361,260	411,467	9	9	49,117	60,261	465,081	542,103
3.4 Facilities/Base Support	1	1	-13,163	9,019	130,600	133,578	15	0	20,945	26,492	138,398	169,090
3.5.3 Depot Level Maintenance	-740	54	65,911	134,108	1,495,204	1,153,058	0	0	0	0	1,560,375	1,287,220
3.5.4 Contractor Logistics Support	0	0	-93	-93	-38,329	-22,453	0	0	0	0	-38,422	-22,546
3.6 (C4I)	51	1,797	533,416	552,002	928,441	823,975	0	0	18,760	14,916	1,480,668	1,392,690
3.7 Other Services and Miscellaneous Contracts	3,672	11,630	-643,308	-600,339	659,999	644,012	-77	0	119,091	160,462	139,377	215,765
3.0 Operating Support Sub-Total	2,872	14,061	-74,722	92,846	3,893,176	3,484,997	8,624	8,686	1,277,969	1,331,797	5,107,919	4,932,387
4.1 Airlift	0	642	-3,188	1,072	872,918	679,927	0	0	136,169	118,021	1,005,899	799,662
4.2 Sealift	0	0	1	0	-31	57	0	0	0	0	-30	57
4.5 Other Transportation	-1,697	3	-1,988	1,043	141,509	87,645	0	0	4,286	4,399	142,110	93,090
4.8 Retrograde of Personnel and Equipment	0	0	-9	0	2,586	2,529	0	0	48	728	2,625	3,257
4.0 Transportation Sub-Total	-1,697	645	-5,184	2,115	1,016,982	770,158	0	0	140,503	123,148	1,150,604	896,066
7.6.1 Trainee Equip/Support	0	0	0	0	0	0	0	0	0	781	0	781
7.6.2 U.S. Trainer/Enabler	0	0	0	0	0	0	0	0	477	4,073	477	4,073
7.0 Other Support Sub-Total	0	0	0	0	0	0	0	0	477	4,854	477	4,854
Defense Health Program Total	-661	-232	-203,440	-192,333	193,564	141,737	0	0	0	0	-10,537	-50,828
2.3 Medical Support/Health Services	-661	-232	-203,440	-192,333	193,564	141,737	0	0	0	0	-10,537	-50,828
2.0 Personnel Support Sub-Total	-661	-232	-203,440	-192,333	193,564	141,737	0	0	0	0	-10,537	-50,828
DODIG Total	0	0	-176	-1	3,351	1,088	0	0	4,801	1,835	7,976	2,922
1.2.1 Civilian Premium Pay	0	0	0	0	2,722	705	0	0	4,293	1,042	7,015	1,747
1.2.2 Civilian Temporary Hires	0	0	0	0	615	155	0	0	1,023	232	1,638	387
1.0 Personnel Sub-Total	0	0	0	0	3,337	860	0	0	5,316	1,274	8,653	2,134
2.1 Temporary Duty (TDY)/Additional Duty (TAD)	0	0	1	-1	24	110	0	0	259	343	284	452
2.2 Clothing and Other Personnel Equipment & Supplies	0	0	0	0	4	0	0	0	9	3	13	3
2.0 Personnel Support Sub-Total	0	0	1	-1	28	110	0	0	268	346	297	455
3.1.0 Care-in-Store	0	0	0	0	0	0	0	0	2	0	2	0
3.3 Other Supplies & Equipment	0	0	5	0	0	0	0	0	-1	5	4	5
3.6 (C4I)	0	0	-182	0	0	0	0	0	-796	32	-978	32
3.7 Other Services and Miscellaneous Contracts	0	0	0	0	-14	118	0	0	12	178	-2	296
3.0 Operating Support Sub-Total	0	0	-177	0	-14	118	0	0	-783	215	-974	333
Defense Agency Total	-173	2,698	-14,594	55,749	3,049,625	1,902,830	0	0	511,893	271,392	3,546,751	2,232,669
1.2.1 Civilian Premium Pay	0	0	0	0	67,810	61,020	0	0	119	119	67,929	61,139
1.2.2 Civilian Temporary Hires	142	0	0	0	9,981	9,654	0	0	1,574	1,525	11,697	11,179
1.0 Personnel Sub-Total	142	0	0	0	77,791	70,674	0	0	1,693	1,644	79,626	72,318
2.1 Temporary Duty (TDY)/Additional Duty (TAD)	-192	6	-246	27	119,528	93,080	0	0	3,608	2,968	122,698	96,081
2.2 Clothing and Other Personnel Equipment & Supplies	0	0	0	50	2,214	1,284	0	0	0	0	2,214	1,334
2.3 Medical Support/Health Services	0	0	-91	38	3,444	1,898	0	0	0	0	3,353	1,936
2.5 Other Personnel Support	-10	2,581	-998	6,361	39,381	32,457	0	0	0	0	38,373	41,399
2.7 Body Armor	0	0	-16	0	0	0	0	0	0	0	-16	0

COST OF WAR
Operation and Maintenance (O&M) Summary Execution by Operation, Component, and Cost Breakdown Structure (CBS)
Fiscal Year 2007 - 2017
(Amounts in Thousands)
As of June 30, 2017

Component	Operation New Dawn (OND) / Post-OND Iraq Activities		Operation Enduring Freedom		Operation Freedom's Sentinel		Operation Noble Eagle		Operation Inherent Resolve		Summary	
	Obligations Year To Date	Disbursements Year To Date	Obligations Year To Date	Disbursements Year To Date	Obligations Year To Date	Disbursements Year To Date	Obligations Year To Date	Disbursements Year To Date	Obligations Year To Date	Disbursements Year To Date	Obligations Year To Date	Disbursements Year To Date
2.0 Personnel Support Sub-Total	-202	2,587	-1,351	6,476	164,567	128,719	0	0	3,608	2,968	166,622	140,750
3.1 Training	0	0	-848	594	29,025	13,131	0	0	1,376	1,185	29,553	14,910
3.2 Operations (OPTEMPO) (Fuel, Other POL, Parts)	0	0	-5,564	1,331	112,785	61,766	0	0	73,798	60,431	181,019	123,528
3.3 Other Supplies & Equipment	-1	91	-1,142	11,628	409,197	74,778	0	0	12,238	2,354	420,292	88,851
3.4 Facilities/Base Support	0	0	-22	7	4,660	579	0	0	71	22	4,709	608
3.5.1 Organization Level Maintenance	0	0	-85	0	67	59	0	0	0	0	-18	59
3.5.2 Intermediate Level Maintenance	0	0	0	0	2,115	1,226	0	0	0	0	2,115	1,226
3.5.3 Depot Level Maintenance	0	0	21	7	5,406	892	0	0	0	0	5,427	899
3.5.4 Contractor Logistics Support	-42	2	-5,653	6,024	229,978	157,568	0	0	37,358	16,872	261,641	180,466
3.5.6 MRAP Vehicles Equipment Maintenance	0	0	0	0	49,737	20,811	0	0	0	0	49,737	20,811
3.6 (C4I)	0	0	1,690	2,033	242,767	102,958	0	0	55,213	42,325	299,670	147,316
3.7 Other Services and Miscellaneous Contracts	-70	18	-3,408	24,521	836,308	443,349	0	0	54,499	30,798	887,329	498,686
3.9 Psychological Operations (Information Operations)	0	0	0	0	2,638	0	0	0	0	0	2,638	0
3.0 Operating Support Sub-Total	-113	111	-15,011	46,145	1,924,683	877,117	0	0	234,553	153,987	2,144,112	1,077,360
4.1 Airlift	0	0	186	299	175,055	140,261	0	0	62,650	50,423	237,891	190,983
4.2 Sealfit	0	0	1,646	2,692	1,605	1,275	0	0	0	0	3,251	3,967
4.4 Port Handling/Inland Transportation	0	0	56	137	2,200	1,456	0	0	0	0	2,256	1,593
4.5 Other Transportation	0	0	-120	0	51,032	31,317	0	0	764	99	51,676	31,416
4.6 Second Destination Transportation	0	0	0	0	110	41	0	0	0	0	110	41
4.0 Transportation Sub-Total	0	0	1,768	3,128	230,002	174,350	0	0	63,414	50,522	295,184	228,000
7.1.01 Pakistan	0	0	0	0	550,000	550,000	0	0	0	0	550,000	550,000
7.1.12 Jordan (OEF)	0	0	0	0	49,708	49,708	0	0	0	0	49,708	49,708
7.1.26 Coalition support for Mongolia (OEF)	0	0	0	0	674	674	0	0	0	0	674	674
7.2.1 Transportation Support	0	0	0	0	12,000	8,006	0	0	0	0	12,000	8,006
7.2.2 Logistic Support	0	0	0	0	40,200	43,582	0	0	0	0	40,200	43,582
7.6.1 Trainee Equip/Support	0	0	0	0	0	0	0	0	192,557	52,487	192,557	52,487
7.6.2 U.S. Trainer/Enabler	0	0	0	0	0	0	0	0	16,068	9,784	16,068	9,784
7.0 Other Support Sub-Total	0	0	0	0	652,582	651,970	0	0	208,625	62,271	861,207	714,241

COST OF WAR
Operation and Maintenance (O&M) Summary Execution by Operation, Component, Appropriation and Cost Breakdown Structure (CBS)
Fiscal Year 2007 - 2017
(Amounts in Thousands)
As of June 30, 2017

Component and Appropriation	Operation New Dawn (OND) / Post-OND Iraq Activities		Operation Enduring Freedom		Operation Freedom's Sentinel		Operation Noble Eagle		Operation Inherent Resolve		Summary	
	Obligations Year to Date	Disbursements Year to Date	Obligations Year to Date	Disbursements Year to Date	Obligations Year to Date	Disbursements Year to Date	Obligations Year to Date	Disbursements Year to Date	Obligations Year to Date	Disbursements Year to Date	Obligations Year to Date	Disbursements Year to Date
Grand Total	-43,831	148,622	-7,999	70,796	22,821,293	16,089,363	41,753	22,895	4,402,180	3,328,042	27,213,396	19,659,718
Army Total	-35,587	90,696	-250,124	-396,147	10,554,527	6,886,359	31,438	12,556	1,867,525	1,228,476	12,167,779	7,821,940
Army Active Total	-35,587	90,696	-250,387	-395,826	10,483,244	6,849,942	31,438	12,556	1,867,485	1,228,446	12,096,193	7,785,814
Operation and Maintenance, Army												
1.2.1 Civilian Premium Pay	795	830	64	247	53,588	48,064	338	312	9,986	9,864	64,771	59,317
1.2.2 Civilian Temporary Hires	0	0	-7	-83	852	928	0	0	437	437	1,282	1,282
1.0 Personnel Sub-Total	795	830	57	164	54,440	48,992	338	312	10,423	10,301	66,053	60,599
2.1 Temporary Duty (TDY)/Additional Duty (TAD)	466	490	3,380	-22,787	140,527	119,205	4,291	3,737	21,984	8,075	170,648	108,720
2.2 Clothing and Other Personnel Equipment & Supplies	-1,176	144	0	0	193,904	53,963	0	0	0	0	192,728	54,107
2.2.1 Organizational Clothing	0	0	0	-227	24,545	227	0	0	0	0	24,545	0
2.3 Medical Support/Health Services	0	0	-436	-36	32,022	24,681	0	0	8,575	7,143	40,161	31,788
2.5 Other Personnel Support	-1	0	-1,017	-11	12,909	5,445	0	0	83,085	83,078	94,976	88,512
2.6 Rest & Recreation	0	0	0	0	4,012	4,012	0	0	0	0	4,012	4,012
2.0 Personnel Support Sub-Total	-711	634	1,927	-23,061	407,919	207,533	4,291	3,737	113,644	98,296	527,070	287,139
3.1 Training	0	0	-61	-76	179,627	102,369	0	0	25	25	179,591	102,318
3.1.0 Care-in-Store	0	0	0	0	3,320	0	0	0	9	0	3,329	0
3.2 Operations (OPTEMPO) (Fuel, Other POL, Parts)	-8	-8	-695	-12	768,870	592,147	642	421	148,120	101,183	916,929	693,731
3.2.1 MRAP Vehicles Operation	0	0	0	0	41,071	15,823	0	0	0	0	41,071	15,823
3.3 Other Supplies & Equipment	-232	-3	-2,113	-9,406	383,618	248,235	215	171	286,543	162,716	668,031	401,713
3.4 Facilities/Base Support	-264	542	-16,476	-311	763,717	126,267	1,466	745	17,848	8,367	766,291	135,610
3.5.1 Organization Level Maintenance	-27	-3	-793	-2,746	24,717	18,750	0	0	0	0	23,897	16,001
3.5.2 Intermediate Level Maintenance	-13,049	193	-94	31	204,549	119,785	0	0	0	0	191,406	120,009
3.5.3 Depot Level Maintenance	-2,059	205	-967	-173	716,739	229,602	0	0	430	414	714,143	230,048
3.5.4 Contractor Logistics Support	-4,409	1,668	-10,233	-10,924	507,831	208,206	15,147	1,977	23,290	5,832	531,626	206,759
3.5.6 MRAP Vehicles Equipment Maintenance	0	0	0	0	41,639	2,824	0	0	0	0	41,639	2,824
3.6 (C4I)	410	86,234	8,338	-345,409	1,301,912	1,193,346	153	81	144,984	35,241	1,455,797	969,493
3.7 Other Services and Miscellaneous Contracts	-7,377	358	-105,984	-39,761	1,766,141	687,742	8,726	4,881	359,618	111,362	2,021,124	764,582
3.9 Psychological Operations (Information Operations)	0	0	0	0	31,272	0	0	0	0	0	31,272	0
3.0 Operating Support Sub-Total	-27,015	89,186	-129,078	-408,787	6,735,023	3,545,096	26,349	8,276	980,867	425,140	7,586,146	3,658,911
4.1 Airlift	0	0	-517	0	233,235	162,797	0	0	0	0	232,718	162,797
4.2 Sealift	0	0	-517	0	42,574	41,852	0	0	0	0	42,057	41,852
4.4 Port Handling/Inland Transportation	-51	0	-5,484	-1	158,866	79,024	460	231	786	302	154,577	79,556
4.5 Other Transportation	0	0	21	-12	224	20	0	0	0	0	245	8
4.6 Second Destination Transportation	0	-2	-226	-8,065	476,743	311,554	0	0	59,116	702	535,633	304,189
4.7 MRAP Vehicles Transportation	-458	0	0	0	0	0	0	0	0	0	-458	0
4.0 Transportation Sub-Total	-509	-2	-6,723	-8,078	911,642	595,247	460	231	59,902	1,004	964,772	588,402
7.4.1 Afghanistan (CERP)	0	0	-331	0	1,386	1,166	0	0	0	0	1,055	1,166
7.6.1 Trainee Equip/Support	0	0	0	0	0	0	0	0	14,930	8,677	14,930	8,677
7.6.2 U.S. Trainer/Enabler	0	0	0	0	0	0	0	0	77,613	24,976	77,613	24,976
7.0 Other Support Sub-Total	0	0	-331	0	1,386	1,166	0	0	92,543	33,653	93,598	34,819
Afghanistan Security Forces Fund, Army												
7.3.02 Defense Forces Sustainment	0	0	-17,399	-1,342	1,249,501	1,141,906	0	0	0	0	1,232,102	1,140,564
7.3.03 Defense Forces Infrastructure	0	0	-22,917	19,973	51,018	23,899	0	0	0	0	28,101	43,872
7.3.04 Defense Forces Equipment and Transportation	0	0	-652	481,307	481,307	454,912	0	0	0	0	480,655	454,260
7.3.05 Defense Forces Training and Operations	0	0	-22,724	-21,669	147,929	99,187	0	0	0	0	125,205	77,518
7.3.07 Interior Forces Sustainment	0	0	-15,296	381,222	381,222	367,640	0	0	0	0	365,926	366,081
7.3.08 Interior Forces Infrastructure	0	0	-8,690	1,915	11,302	48,981	0	0	0	0	2,612	50,896
7.3.09 Interior Forces Equipment	0	0	-457	-79	-4,913	-1,808	0	0	0	0	-5,370	-1,887
7.3.10 Interior Forces Training and Operations	0	0	-27,385	-21,688	55,476	56,353	0	0	0	0	28,091	34,665
7.3.14 Detainee Operations Sustainment	0	0	-2,820	0	-8	369	0	0	0	0	-2,828	369
7.3.15 Detainee Operations Infrastructure	0	0	-2	0	0	0	0	0	0	0	-2	0
7.3.17 Detainee Operations Training and Operations	0	0	-31	0	0	0	0	0	0	0	-31	0
7.3.20 Other	0	0	-2,855	-8,424	0	260,469	0	0	0	0	-2,855	252,045
7.0 Other Support Sub-Total	0	0	-121,228	-33,525	2,372,834	2,451,908	0	0	0	0	2,251,606	2,418,383
Iraq Security Forces Fund, Army												
7.3.02 Defense Forces Sustainment	-3,569	0	0	0	0	0	0	0	0	0	-3,569	0
7.3.04 Defense Forces Equipment and Transportation	-4,431	0	0	0	0	0	0	0	0	0	-4,431	0

COST OF WAR
Operation and Maintenance (O&M) Summary Execution by Operation, Component, Appropriation and Cost Breakdown Structure (CBS)
Fiscal Year 2007 - 2017
(Amounts in Thousands)
As of June 30, 2017

Component and Appropriation	Operation New Dawn (OND) / Post-OND Iraq Activities		Operation Enduring Freedom		Operation Freedom's Sentinel		Operation Noble Eagle		Operation Inherent Resolve		Summary	
	Obligations Year to Date	Disbursements Year to Date	Obligations Year to Date	Disbursements Year to Date	Obligations Year to Date	Disbursements Year to Date	Obligations Year to Date	Disbursements Year to Date	Obligations Year to Date	Disbursements Year to Date	Obligations Year to Date	Disbursements Year to Date
7.3.05 Defense Forces Training and Operations	-147	48	0	0	0	0	0	0	0	0	-147	48
7.0 Other Support Sub-Total	-8,147	48	0	0	0	0	0	0	0	0	-8,147	48
Afghanistan Infrastructure Fund, Army												
7.5.1 Afghanistan Infrastructure Fund - Power	0	0	4,431	75,585	0	0	0	0	0	0	4,431	75,585
7.5.2 Afghanistan Infrastructure Fund - Transportation	0	0	-77	2,984	0	0	0	0	0	0	-77	2,984
7.5.3 Afghanistan Infrastructure Fund - Water	0	0	635	-1,108	0	0	0	0	0	0	635	-1,108
7.0 Other Support Sub-Total	0	0	4,989	77,461	0	0	0	0	0	0	4,989	77,461
Iraq Train and Equip Fund												
7.7.1 Defense Forces	0	0	0	0	0	0	0	0	610,106	660,052	610,106	660,052
7.0 Other Support Sub-Total	0	0	0	0	0	0	0	0	610,106	660,052	610,106	660,052
Army Reserve Total	0	0	0	0	15,493	9,160	0	0	0	0	15,493	9,160
Operation and Maintenance, Army Reserve												
2.1 Temporary Duty (TDY)/Additional Duty (TAD)	0	0	0	0	6,975	5,575	0	0	0	0	6,975	5,575
2.3 Medical Support/Health Services	0	0	0	0	3	2	0	0	0	0	3	2
2.5 Other Personnel Support	0	0	0	0	5,235	2,450	0	0	0	0	5,235	2,450
2.0 Personnel Support Sub-Total	0	0	0	0	12,213	8,027	0	0	0	0	12,213	8,027
3.2 Operations (OPTEMPO) (Fuel, Other POL, Parts)	0	0	0	0	221	104	0	0	0	0	221	104
3.3 Other Supplies & Equipment	0	0	0	0	713	142	0	0	0	0	713	142
3.4 Facilities/Base Support	0	0	0	0	25	25	0	0	0	0	25	25
3.6 (C4I)	0	0	0	0	40	28	0	0	0	0	40	28
3.7 Other Services and Miscellaneous Contracts	0	0	0	0	1,254	790	0	0	0	0	1,254	790
3.0 Operating Support Sub-Total	0	0	0	0	2,253	1,089	0	0	0	0	2,253	1,089
4.4 Port Handling/Inland Transportation	0	0	0	0	1,027	44	0	0	0	0	1,027	44
4.0 Transportation Sub-Total	0	0	0	0	1,027	44	0	0	0	0	1,027	44
Army National Guard Total	0	0	263	-321	55,790	27,257	0	0	40	30	56,093	26,966
Operation and Maintenance, Army Natl Guard												
1.2.1 Civilian Premium Pay	0	0	0	0	102	95	0	0	10	4	112	99
1.0 Personnel Sub-Total	0	0	0	0	102	95	0	0	10	4	112	99
2.1 Temporary Duty (TDY)/Additional Duty (TAD)	0	0	0	0	4,120	110	0	0	0	0	4,120	110
2.2 Clothing and Other Personnel Equipment & Supplies	0	0	0	0	59	15	0	0	0	0	59	15
2.3 Medical Support/Health Services	0	0	0	0	800	706	0	0	0	0	800	706
2.4 Reserve Component Activation/Deactivation	0	0	0	0	4,447	2,956	0	0	4	0	4,451	2,956
2.5 Other Personnel Support	0	0	0	0	1,354	897	0	0	0	0	1,354	897
2.0 Personnel Support Sub-Total	0	0	0	0	10,780	4,684	0	0	4	0	10,784	4,684
3.1 Training	0	0	0	0	52	50	0	0	0	0	52	50
3.2 Operations (OPTEMPO) (Fuel, Other POL, Parts)	0	0	0	0	17,333	9,924	0	22	22	22	17,355	9,946
3.3 Other Supplies & Equipment	0	0	0	0	11,584	3,539	0	0	4	4	11,588	3,543
3.4 Facilities/Base Support	0	0	0	0	947	579	0	0	0	0	947	579
3.5.4 Contractor Logistics Support	0	0	0	0	468	181	0	0	0	0	468	181
3.6 (C4I)	0	0	0	-2	7,863	4,293	0	0	0	0	7,863	4,291
3.7 Other Services and Miscellaneous Contracts	0	0	263	-319	5,513	3,262	0	0	0	0	5,776	2,943
3.0 Operating Support Sub-Total	0	0	263	-321	43,760	21,828	0	0	26	26	44,049	21,533
4.1 Airlift	0	0	0	0	105	0	0	0	0	0	105	0
4.4 Port Handling/Inland Transportation	0	0	0	0	1,033	650	0	0	0	0	1,033	650
4.5 Other Transportation	0	0	0	0	10	0	0	0	0	0	10	0
4.0 Transportation Sub-Total	0	0	0	0	1,148	650	0	0	0	0	1,148	650
Navy/Marine Corps Total	-8,602	25,927	546,949	506,215	3,855,027	2,664,760	0	0	547,386	327,506	4,940,760	3,524,408
Navy Total	0	0	0	0	3,551,907	2,326,208	0	0	443,164	296,548	3,995,071	2,622,756
Navy Active Total	0	0	0	0	3,530,759	2,317,760	0	0	443,164	296,548	3,973,923	2,614,308
Operation and Maintenance, Navy												
1.2.1 Civilian Premium Pay	0	0	0	0	95,576	80,662	0	0	119	119	95,695	80,781
1.2.2 Civilian Temporary Hires	0	0	0	0	241	241	0	0	0	0	241	241

COST OF WAR
Operation and Maintenance (O&M) Summary Execution by Operation, Component, Appropriation and Cost Breakdown Structure (CBS)
Fiscal Year 2007 - 2017
(Amounts in Thousands)
As of June 30, 2017

Component and Appropriation	Operation New Dawn (OND) / Post-OND Iraq Activities		Operation Enduring Freedom		Operation Freedom's Sentinel		Operation Noble Eagle		Operation Inherent Resolve		Summary	
	Obligations Year to Date	Disbursements Year to Date	Obligations Year to Date	Disbursements Year to Date	Obligations Year to Date	Disbursements Year to Date	Obligations Year to Date	Disbursements Year to Date	Obligations Year to Date	Disbursements Year to Date	Obligations Year to Date	Disbursements Year to Date
1.0 Personnel Sub-Total	0	0	0	0	95,817	80,903	0	0	119	119	95,936	81,022
2.1 Temporary Duty (TDY)/Additional Duty (TAD)	0	0	0	0	88,627	60,617	0	0	1,475	1,326	90,102	61,943
2.2 Clothing and Other Personnel Equipment & Supplies	0	0	0	0	5,448	919	0	0	48	44	5,496	963
2.3 Medical Support/Health Services	0	0	0	0	2,345	564	0	0	250	0	2,595	564
2.5 Other Personnel Support	0	0	0	0	4,252	3,267	0	0	0	0	4,252	3,267
2.7 Body Armor	0	0	0	0	941	613	0	0	0	0	941	613
2.0 Personnel Support Sub-Total	0	0	0	0	101,613	65,980	0	0	1,773	1,370	103,386	67,350
3.1 Training	0	0	0	0	50,126	24,681	0	0	0	0	50,126	24,681
3.2 Operations (OPTEMPO) (Fuel, Other POL, Parts)	0	0	0	0	761,543	615,686	0	0	258,902	258,902	1,020,445	874,588
3.3 Other Supplies & Equipment	0	0	0	0	151,888	104,142	0	0	463	113	152,351	104,255
3.4 Facilities/Base Support	0	0	0	0	117,739	2,645	0	0	0	0	117,739	2,645
3.5.1 Organization Level Maintenance	0	0	0	0	65,357	58,542	0	0	7,837	2,941	73,194	61,483
3.5.2 Intermediate Level Maintenance	0	0	0	0	41,450	11,950	0	0	0	0	41,450	11,950
3.5.3 Depot Level Maintenance	0	0	0	0	1,657,911	1,127,135	0	0	54,486	16,743	1,712,397	1,143,878
3.5.4 Contractor Logistics Support	0	0	0	0	9,234	5,410	0	0	0	0	9,234	5,410
3.6 (C4I)	0	0	0	0	36,634	25,474	0	0	0	0	36,634	25,474
3.7 Other Services and Miscellaneous Contracts	0	0	0	0	190,271	82,035	0	0	116,754	13,530	307,025	95,565
3.8 IED Operation	0	0	0	0	10	0	0	0	0	0	10	0
3.0 Operating Support Sub-Total	0	0	0	0	3,082,163	2,057,700	0	0	438,442	292,229	3,520,605	2,349,929
4.1 Airlift	0	0	0	0	130,391	60,604	0	0	2,830	2,830	133,221	63,434
4.2 Sealift	0	0	0	0	66,292	46,554	0	0	0	0	66,292	46,554
4.4 Port Handling/Inland Transportation	0	0	0	0	5,815	3,743	0	0	0	0	5,815	3,743
4.5 Other Transportation	0	0	0	0	45,457	1,246	0	0	0	0	45,457	1,246
4.6 Second Destination Transportation	0	0	0	0	3,161	1,030	0	0	0	0	3,161	1,030
4.7 MRAP Vehicles Transportation	0	0	0	0	50	0	0	0	0	0	50	0
4.0 Transportation Sub-Total	0	0	0	0	251,166	113,177	0	0	2,830	2,830	253,996	116,007
Navy Reserve Total	0	0	0	0	21,148	8,448	0	0	0	0	21,148	8,448
Operation and Maintenance, Navy Reserve												
2.2 Clothing and Other Personnel Equipment & Supplies	0	0	0	0	228	196	0	0	0	0	228	196
2.3 Medical Support/Health Services	0	0	0	0	40	0	0	0	0	0	40	0
2.4 Reserve Component Activation/Deactivation	0	0	0	0	1,627	660	0	0	0	0	1,627	660
2.7 Body Armor	0	0	0	0	289	0	0	0	0	0	289	0
2.0 Personnel Support Sub-Total	0	0	0	0	2,184	856	0	0	0	0	2,184	856
3.1 Training	0	0	0	0	638	54	0	0	0	0	638	54
3.3 Other Supplies & Equipment	0	0	0	0	739	0	0	0	0	0	739	0
3.5.3 Depot Level Maintenance	0	0	0	0	16,557	7,529	0	0	0	0	16,557	7,529
3.7 Other Services and Miscellaneous Contracts	0	0	0	0	1,019	0	0	0	0	0	1,019	0
3.0 Operating Support Sub-Total	0	0	0	0	18,953	7,583	0	0	0	0	18,953	7,583
4.6 Second Destination Transportation	0	0	0	0	11	9	0	0	0	0	11	9
4.0 Transportation Sub-Total	0	0	0	0	11	9	0	0	0	0	11	9
Marine Corps Total	-8,602	25,927	546,949	506,215	303,120	338,552	0	0	104,222	30,958	945,689	901,652
Marine Corps Active Total	-8,602	25,927	546,975	504,680	301,064	334,345	0	0	104,222	30,958	943,659	895,910
Operation and Maintenance, Marine Corps												
1.2.1 Civilian Premium Pay	0	0	614	617	104	54	0	0	0	0	718	671
1.2.2 Civilian Temporary Hires	0	0	2,497	2,973	-2,413	-2,889	0	0	0	0	84	84
1.2.3 MRAP Vehicles	0	0	0	1	0	-1	0	0	0	0	0	0
1.0 Personnel Sub-Total	0	0	3,111	3,591	-2,309	-2,836	0	0	0	0	802	755
2.1 Temporary Duty (TDY)/Additional Duty (TAD)	8	9	27,840	27,748	21,805	21,536	0	0	2,281	1,705	51,934	50,998
2.2 Clothing and Other Personnel Equipment & Supplies	0	0	52,804	51,361	-44,722	-41,647	0	0	0	0	8,082	9,714
2.2.1 Organizational Clothing	0	0	258	256	-259	-256	0	0	0	0	-1	0
2.3 Medical Support/Health Services	0	0	1,936	1,887	1,565	1,368	0	0	0	0	3,501	3,255
2.4 Reserve Component Activation/Deactivation	0	0	4,686	5,120	-5,417	-5,077	0	0	10	32	-721	75
2.5 Other Personnel Support	0	0	6,175	5,497	12,330	8,421	0	0	0	0	18,505	13,918
2.0 Personnel Support Sub-Total	8	9	93,699	91,869	-14,698	-15,655	0	0	2,291	1,737	81,300	77,960
3.1 Training	0	0	2,312	-3,836	37,185	46,444	0	0	0	17	39,497	42,625

COST OF WAR
Operation and Maintenance (O&M) Summary Execution by Operation, Component, Appropriation and Cost Breakdown Structure (CBS)
Fiscal Year 2007 - 2017
(Amounts in Thousands)
As of June 30, 2017

Component and Appropriation	Operation New Dawn (OND) / Post-OND Iraq Activities		Operation Enduring Freedom		Operation Freedom's Sentinel		Operation Noble Eagle		Operation Inherent Resolve		Summary	
	Obligations Year to Date	Disbursements Year to Date	Obligations Year to Date	Disbursements Year to Date	Obligations Year to Date	Disbursements Year to Date	Obligations Year to Date	Disbursements Year to Date	Obligations Year to Date	Disbursements Year to Date	Obligations Year to Date	Disbursements Year to Date
3.2 Operations (OPTEMPO) (Fuel, Other POL, Parts)	0	0	36,752	37,406	197,270	144,626	0	0	575	533	234,597	182,565
3.2.1 MRAP Vehicles Operation	0	0	144	57	489	362	0	0	0	0	633	419
3.3 Other Supplies & Equipment	0	0	50,395	43,770	19,030	11,369	0	0	92	88	69,517	55,227
3.4 Facilities/Base Support	0	0	20,682	21,573	-5,773	-8,957	0	0	0	0	14,909	12,616
3.4.1 MRAP Vehicles Facilities and Base Support	0	0	0	758	0	5,306	0	0	0	0	0	6,064
3.5.1 Organization Level Maintenance	0	0	26,618	25,517	-5,326	4,178	0	0	0	0	21,292	29,695
3.5.2 Intermediate Level Maintenance	0	0	77	0	-192,589	-86,840	0	0	17,314	3,037	-175,198	-83,803
3.5.3 Depot Level Maintenance	-8,610	25,908	14,901	24,541	235,205	232,710	0	0	77,835	21,346	319,331	304,505
3.5.4 Contractor Logistics Support	0	0	30,728	22,820	6,203	8,931	0	0	0	0	36,931	31,751
3.5.6 MRAP Vehicles Equipment Maintenance	0	0	9,614	10,206	-9,776	-3,145	0	0	0	0	-162	7,061
3.6 (C4I)	0	0	18,991	16,113	1,463	-10,920	0	0	4,875	646	25,329	5,839
3.7 Other Services and Miscellaneous Contracts	0	10	233,227	204,581	-8,899	-3,323	0	0	1,222	3,552	225,550	204,820
3.0 Operating Support Sub-Total	-8,610	25,918	444,441	403,506	274,482	340,741	0	0	101,913	29,219	812,226	799,384
4.1 Airlift	0	0	849	849	-684	-731	0	0	18	2	183	120
4.2 Sealift	0	0	431	1,536	-388	-1,536	0	0	0	0	43	0
4.4 Port Handling/Inland Transportation	0	0	179	127	8	33	0	0	0	0	187	160
4.5 Other Transportation	0	0	5,100	6,070	40,603	26,257	0	0	0	0	45,703	32,327
4.6 Second Destination Transportation	0	0	-835	-2,868	4,055	-11,928	0	0	0	0	3,220	-14,796
4.8 Retrograde of Personnel and Equipment	0	0	0	0	-5	0	0	0	0	0	-5	0
4.0 Transportation Sub-Total	0	0	5,724	5,714	43,589	12,095	0	0	18	2	49,331	17,811
Marine Corps Reserve Total	0	0	-26	1,535	2,056	4,207	0	0	0	0	2,030	5,742
Operation and Maintenance, USMC Reserve												
2.1 Temporary Duty (TDY)/Additional Duty (TAD)	0	0	1	1,172	2,286	4,064	0	0	0	0	2,287	5,236
2.2 Clothing and Other Personnel Equipment & Supplies	0	0	0	-43	34	76	0	0	0	0	34	33
2.4 Reserve Component Activation/Deactivation	0	0	0	0	147	126	0	0	0	0	147	126
2.0 Personnel Support Sub-Total	0	0	1	1,129	2,467	4,266	0	0	0	0	2,468	5,395
3.1 Training	0	0	-10	0	0	0	0	0	0	0	-10	0
3.2 Operations (OPTEMPO) (Fuel, Other POL, Parts)	0	0	2	3	-769	-764	0	0	0	0	-767	-761
3.6 (C4I)	0	0	0	0	388	733	0	0	0	0	388	733
3.7 Other Services and Miscellaneous Contracts	0	0	-19	403	-30	-28	0	0	0	0	-49	375
3.0 Operating Support Sub-Total	0	0	-27	406	-411	-59	0	0	0	0	-438	347
Air Force Total	1,192	29,533	-86,614	97,313	5,165,199	4,492,589	10,315	10,339	1,470,575	1,498,833	6,560,667	6,128,607
Air Force Active Total	1,192	29,533	-69,191	101,510	5,182,331	4,506,898	10,370	10,363	1,470,575	1,498,833	6,595,277	6,147,137
Operation and Maintenance, Air Force												
1.2.2 Civilian Temporary Hires	3	10	-5	17	33,734	34,723	697	697	2,923	2,932	37,352	38,379
1.0 Personnel Sub-Total	3	10	-5	17	33,734	34,723	697	697	2,923	2,932	37,352	38,379
2.1 Temporary Duty (TDY)/Additional Duty (TAD)	14	62	-3,368	1,173	144,673	141,054	959	906	18,857	14,530	161,135	157,725
2.2 Clothing and Other Personnel Equipment & Supplies	0	0	-190	-123	2,024	2,039	0	0	0	0	1,834	1,916
2.3 Medical Support/Health Services	0	48	-2,741	53	21,786	23,441	72	74	1,508	865	20,625	24,481
2.5 Other Personnel Support	0	14,707	-392	638	50,894	36,156	0	0	28,338	20,707	78,840	72,208
2.7 Body Armor	0	0	1,117	1,112	2,817	1,785	0	0	0	0	3,934	2,897
2.0 Personnel Support Sub-Total	14	14,817	-5,574	2,853	222,194	204,475	1,031	980	48,703	36,102	266,368	259,227
3.1 Training	0	0	-403	-327	34,445	19,249	0	0	2,898	3,287	36,940	22,209
3.2 Operations (OPTEMPO) (Fuel, Other POL, Parts)	-8,336	-8,041	-63,553	-63,270	321,553	322,108	8,677	8,677	1,067,158	1,066,379	1,325,499	1,325,853
3.3 Other Supplies & Equipment	8,224	8,620	47,891	62,672	361,505	411,475	9	9	49,117	60,261	466,746	543,037
3.4 Facilities/Base Support	1	1	-8,176	9,866	130,257	134,433	25	0	20,945	26,492	143,052	170,792
3.5.3 Depot Level Maintenance	-740	54	65,911	134,108	1,479,472	1,145,467	0	0	0	0	1,544,643	1,279,629
3.5.4 Contractor Logistics Support	0	0	-93	-93	0	0	0	0	0	0	-93	-93
3.6 (C4I)	51	1,797	533,423	552,005	927,876	823,554	0	0	18,760	14,916	1,480,110	1,392,272
3.7 Other Services and Miscellaneous Contracts	3,672	11,630	-633,404	-598,446	654,313	641,256	-69	0	119,091	160,462	143,603	214,902
3.0 Operating Support Sub-Total	2,872	14,061	-58,404	96,515	3,909,421	3,497,542	8,642	8,686	1,277,969	1,331,797	5,140,500	4,948,601
4.1 Airlift	0	642	-3,241	1,072	872,918	679,927	0	0	136,169	118,021	1,005,846	799,662
4.2 Sealift	0	0	1	0	-31	57	0	0	0	0	-30	57
4.5 Other Transportation	-1,697	3	-1,959	1,053	141,509	87,645	0	0	4,286	4,399	142,139	93,100
4.8 Retrograde of Personnel and Equipment	0	0	-9	0	2,586	2,529	0	0	48	728	2,625	3,257
4.0 Transportation Sub-Total	-1,697	645	-5,208	2,125	1,016,982	770,158	0	0	140,503	123,148	1,150,580	896,076

COST OF WAR
Operation and Maintenance (O&M) Summary Execution by Operation, Component, Appropriation and Cost Breakdown Structure (CBS)
Fiscal Year 2007 - 2017
(Amounts in Thousands)
As of June 30, 2017

Component and Appropriation	Operation New Dawn (OND) / Post-OND Iraq Activities		Operation Enduring Freedom		Operation Freedom's Sentinel		Operation Noble Eagle		Operation Inherent Resolve		Summary	
	Obligations Year to Date	Disbursements Year to Date	Obligations Year to Date	Disbursements Year to Date	Obligations Year to Date	Disbursements Year to Date	Obligations Year to Date	Disbursements Year to Date	Obligations Year to Date	Disbursements Year to Date	Obligations Year to Date	Disbursements Year to Date
7.6.1 Trainee Equip/Support	0	0	0	0	0	0	0	0	0	781	0	781
7.6.2 U.S. Trainer/Enabler	0	0	0	0	0	0	0	0	477	4,073	477	4,073
7.0 Other Support Sub-Total	0	0	0	0	0	0	0	0	477	4,854	477	4,854
Air Force Reserve Total	0	0	0	0	-24,896	-18,566	0	0	0	0	-24,896	-18,566
Operation and Maintenance, Air Force Reserve												
1.2.2 Civilian Temporary Hires	0	0	0	0	5	5	0	0	0	0	5	5
1.0 Personnel Sub-Total	0	0	0	0	5	5	0	0	0	0	5	5
2.1 Temporary Duty (TDY)/Additional Duty (TAD)	0	0	0	0	-1,316	-2,176	0	0	0	0	-1,316	-2,176
2.0 Personnel Support Sub-Total	0	0	0	0	-1,316	-2,176	0	0	0	0	-1,316	-2,176
3.3 Other Supplies & Equipment	0	0	0	0	199	202	0	0	0	0	199	202
3.4 Facilities/Base Support	0	0	0	0	-1,188	-1,735	0	0	0	0	-1,188	-1,735
3.5.3 Depot Level Maintenance	0	0	0	0	15,732	7,591	0	0	0	0	15,732	7,591
3.5.4 Contractor Logistics Support	0	0	0	0	-38,329	-22,453	0	0	0	0	-38,329	-22,453
3.7 Other Services and Miscellaneous Contracts	0	0	0	0	1	0	0	0	0	0	1	0
3.0 Operating Support Sub-Total	0	0	0	0	-23,585	-16,395	0	0	0	0	-23,585	-16,395
Air Force National Guard Total	0	0	-17,423	-4,197	7,764	4,257	-55	-24	0	0	-9,714	36
Operation and Maintenance, Air Natl Guard												
2.1 Temporary Duty (TDY)/Additional Duty (TAD)	0	0	-1,129	-518	424	407	-37	-24	0	0	-742	-135
2.0 Personnel Support Sub-Total	0	0	-1,129	-518	424	407	-37	-24	0	0	-742	-135
3.1 Training	0	0	0	0	3	3	0	0	0	0	3	3
3.3 Other Supplies & Equipment	0	0	-1,420	-926	-444	-210	0	0	0	0	-1,864	-1,136
3.4 Facilities/Base Support	0	0	-4,987	-847	1,531	880	-10	0	0	0	-3,466	33
3.6 (C4I)	0	0	-7	-3	565	421	0	0	0	0	558	418
3.7 Other Services and Miscellaneous Contracts	0	0	-9,904	-1,893	5,685	2,756	-8	0	0	0	-4,227	863
3.0 Operating Support Sub-Total	0	0	-16,318	-3,669	7,340	3,850	-18	0	0	0	-8,996	181
4.1 Airlift	0	0	53	0	0	0	0	0	0	0	53	0
4.5 Other Transportation	0	0	-29	-10	0	0	0	0	0	0	-29	-10
4.0 Transportation Sub-Total	0	0	24	-10	0	0	0	0	0	0	24	-10
Defense Health Program Total	-661	-232	-203,440	-192,333	193,564	141,737	0	0	0	0	-10,537	-50,828
Defense Health Program, Defense												
2.3 Medical Support/Health Services	-661	-232	-203,440	-192,333	193,564	141,737	0	0	0	0	-10,537	-50,828
2.0 Personnel Support Sub-Total	-661	-232	-203,440	-192,333	193,564	141,737	0	0	0	0	-10,537	-50,828
DODIG Total	0	0	-176	-1	3,351	1,088	0	0	4,801	1,835	7,976	2,922
Office of the Inspector General, Defense												
1.2.1 Civilian Premium Pay	0	0	0	0	2,722	705	0	0	4,293	1,042	7,015	1,747
1.2.2 Civilian Temporary Hires	0	0	0	0	615	155	0	0	1,023	232	1,638	387
1.0 Personnel Sub-Total	0	0	0	0	3,337	860	0	0	5,316	1,274	8,653	2,134
2.1 Temporary Duty (TDY)/Additional Duty (TAD)	0	0	1	-1	24	110	0	0	259	343	284	452
2.2 Clothing and Other Personnel Equipment & Supplies	0	0	0	0	4	0	0	0	9	3	13	3
2.0 Personnel Support Sub-Total	0	0	1	-1	28	110	0	0	268	346	297	455
3.1.0 Care-in-Store	0	0	0	0	0	0	0	0	2	0	2	0
3.3 Other Supplies & Equipment	0	0	5	0	0	0	0	0	-1	5	4	5
3.6 (C4I)	0	0	-182	0	0	0	0	0	-796	32	-978	32
3.7 Other Services and Miscellaneous Contracts	0	0	0	0	-14	118	0	0	12	178	-2	296
3.0 Operating Support Sub-Total	0	0	-177	0	-14	118	0	0	-783	215	-974	333
Defense Agency Total	-173	2,698	-14,594	55,749	3,049,625	1,902,830	0	0	511,893	271,392	3,546,751	2,232,669
Operation and Maintenance, Defense-Wide												
1.2.1 Civilian Premium Pay	0	0	0	0	67,810	61,020	0	0	119	119	67,929	61,139
1.2.2 Civilian Temporary Hires	142	0	0	0	9,981	9,654	0	0	1,574	1,525	11,697	11,179
1.0 Personnel Sub-Total	142	0	0	0	77,791	70,674	0	0	1,693	1,644	79,626	72,318

COST OF WAR
Operation and Maintenance (O&M) Summary Execution by Operation, Component, Appropriation and Cost Breakdown Structure (CBS)
Fiscal Year 2007 - 2017
(Amounts in Thousands)
As of June 30, 2017

Component and Appropriation	Operation New Dawn (OND) / Post-OND Iraq Activities		Operation Enduring Freedom		Operation Freedom's Sentinel		Operation Noble Eagle		Operation Inherent Resolve		Summary	
	Obligations Year to Date	Disbursements Year to Date	Obligations Year to Date	Disbursements Year to Date	Obligations Year to Date	Disbursements Year to Date	Obligations Year to Date	Disbursements Year to Date	Obligations Year to Date	Disbursements Year to Date	Obligations Year to Date	Disbursements Year to Date
2.1 Temporary Duty (TDY)/Additional Duty (TAD)	-192	6	-246	27	119,528	93,080	0	0	3,608	2,968	122,698	96,081
2.2 Clothing and Other Personnel Equipment & Supplies	0	0	0	50	2,214	1,284	0	0	0	0	2,214	1,334
2.3 Medical Support/Health Services	0	0	-91	38	3,444	1,898	0	0	0	0	3,353	1,936
2.5 Other Personnel Support	-10	2,581	-998	6,361	39,381	32,457	0	0	0	0	38,373	41,399
2.7 Body Armor	0	0	-16	0	0	0	0	0	0	0	-16	0
2.0 Personnel Support Sub-Total	-202	2,587	-1,351	6,476	164,567	128,719	-1,351	0	3,608	2,968	166,622	140,750
3.1 Training	0	0	-848	594	29,025	13,131	0	0	1,376	1,185	29,553	14,910
3.2 Operations (OPTEMPO) (Fuel, Other POL, Parts)	0	0	-5,564	1,331	112,785	61,766	0	0	73,798	60,431	181,019	123,528
3.3 Other Supplies & Equipment	-1	91	-1,142	11,628	409,197	74,778	0	0	12,238	2,354	420,292	88,851
3.4 Facilities/Base Support	0	0	-22	7	4,660	579	0	0	71	22	4,709	608
3.5.1 Organization Level Maintenance	0	0	-85	0	67	59	0	0	0	0	-18	59
3.5.2 Intermediate Level Maintenance	0	0	0	0	2,115	1,226	0	0	0	0	2,115	1,226
3.5.3 Depot Level Maintenance	0	0	21	7	5,406	892	0	0	0	0	5,427	899
3.5.4 Contractor Logistics Support	-42	2	-5,653	6,024	229,978	157,568	0	0	37,358	16,872	261,641	180,466
3.5.6 MRAP Vehicles Equipment Maintenance	0	0	0	0	49,737	20,811	0	0	0	0	49,737	20,811
3.6 (C4I)	0	0	1,690	2,033	242,767	102,958	0	0	55,213	42,325	299,670	147,316
3.7 Other Services and Miscellaneous Contracts	-70	18	-3,408	24,521	836,308	443,349	0	0	54,499	30,798	887,329	498,686
3.9 Psychological Operations (Information Operations)	0	0	0	0	2,638	0	0	0	0	0	2,638	0
3.0 Operating Support Sub-Total	-113	111	-15,011	46,145	1,924,683	877,117	0	0	234,553	153,987	2,144,112	1,077,360
4.1 Airlift	0	0	186	299	175,055	140,261	0	0	62,650	50,423	237,891	190,983
4.2 Sealift	0	0	1,646	2,692	1,605	1,275	0	0	0	0	3,251	3,967
4.4 Port Handling/Inland Transportation	0	0	56	137	2,200	1,456	0	0	0	0	2,256	1,593
4.5 Other Transportation	0	0	-120	0	51,032	31,317	0	0	764	99	51,676	31,416
4.6 Second Destination Transportation	0	0	0	0	110	41	0	0	0	0	110	41
4.0 Transportation Sub-Total	0	0	1,768	3,128	230,002	174,350	0	0	63,414	50,522	295,184	228,000
7.1.01 Pakistan	0	0	0	0	550,000	550,000	0	0	0	0	550,000	550,000
7.1.12 Jordan (OEF)	0	0	0	0	49,708	49,708	0	0	0	0	49,708	49,708
7.1.26 Coalition support for Mongolia (OEF)	0	0	0	0	674	674	0	0	0	0	674	674
7.2.1 Transportation Support	0	0	0	0	12,000	8,006	0	0	0	0	12,000	8,006
7.2.2 Logistic Support	0	0	0	0	40,200	43,582	0	0	0	0	40,200	43,582
7.6.1 Trainee Equip/Support	0	0	0	0	0	0	0	0	192,557	52,487	192,557	52,487
7.6.2 U.S. Trainer/Enabler	0	0	0	0	0	0	0	0	16,068	9,784	16,068	9,784
7.0 Other Support Sub-Total	0	0	0	0	652,582	651,970	0	0	208,625	62,271	861,207	714,241

COST OF WAR
Operation and Maintenance (O&M) Summary Execution by Operation and Cost Breakdown Structure (CBS)
Beginning Fiscal Year - 2017
(Amounts in Thousands)
As of June 30, 2017

CBS Summary	Operation New Dawn (OND) / Post-OND Iraq Activities		Operation Enduring Freedom		Operation Freedom's Sentinel		Operation Noble Eagle		Operation Inherent Resolve		Summary	
	Obligations Year to Date	Disbursements Year to Date	Obligations Year to Date	Disbursements Year to Date	Obligations Year to Date	Disbursements Year to Date	Obligations Year to Date	Disbursements Year to Date	Obligations Year to Date	Disbursements Year to Date	Obligations Year to Date	Disbursements Year to Date
O&M CBS Summary Total	0	0	0	0	22,371,665	11,794,329	41,875	22,792	4,096,899	2,612,817	26,510,439	14,429,938
1.0 Personnel Costs	0	0	0	0	267,069	233,538	1,032	1,006	20,376	16,211	288,477	250,755
2.0 Personnel Support Costs	0	0	0	0	1,227,809	722,541	5,323	4,593	169,644	137,498	1,402,776	864,632
3.0 Operating Support Costs	0	0	0	0	16,339,334	7,476,310	35,060	16,962	3,023,210	1,986,763	19,397,604	9,480,035
4.0 Transportation Costs	0	0	0	0	2,500,878	1,502,185	460	231	268,666	144,039	2,770,004	1,646,455
7.0 Other Support Costs	0	0	0	0	2,036,575	1,859,755	0	0	615,003	328,306	2,651,578	2,188,061
1.2.1 Civilian Premium Pay	0	0	0	0	220,427	188,635	338	312	14,409	11,091	235,174	200,038
1.2.2 Civilian Temporary Hires	0	0	0	0	46,642	44,903	694	694	5,967	5,120	53,303	50,717
1.0 Personnel Sub-Total	0	0	0	0	267,069	233,538	1,032	1,006	20,376	16,211	288,477	250,755
2.1 Temporary Duty (TDY)/Additional Duty (TAD)	0	0	0	0	546,475	360,426	5,262	4,557	47,831	26,528	599,568	391,511
2.2 Clothing and Other Personnel Equipment & Supplies	0	0	0	0	210,484	58,784	0	0	57	47	210,541	58,831
2.2.1 Organizational Clothing	0	0	0	0	24,545	0	0	0	0	0	24,545	0
2.3 Medical Support/Health Services	0	0	0	0	304,700	243,393	61	36	10,323	7,928	315,084	251,357
2.4 Reserve Component Activation/Deactivation	0	0	0	0	6,168	3,681	0	0	4	0	6,172	3,681
2.5 Other Personnel Support	0	0	0	0	129,984	51,523	0	0	111,429	102,995	241,413	154,518
2.6 Rest & Recreation	0	0	0	0	4,012	4,012	0	0	0	0	4,012	4,012
2.7 Body Armor	0	0	0	0	1,441	722	0	0	0	0	1,441	722
2.0 Personnel Support Sub-Total	0	0	0	0	1,227,809	722,541	5,323	4,593	169,644	137,498	1,402,776	864,632
3.1 Training	0	0	0	0	319,130	156,889	0	0	4,299	3,044	323,429	159,933
3.1.0 Care-in-Store	0	0	0	0	3,320	0	0	0	11	0	3,331	0
3.2 Operations (OPTEMPO) (Fuel, Other POL, Parts)	0	0	0	0	2,167,646	1,726,562	9,320	9,099	1,549,662	1,488,596	3,726,628	3,224,257
3.2.1 MRAP Vehicles Operation	0	0	0	0	41,708	15,901	0	0	0	0	41,708	15,901
3.3 Other Supplies & Equipment	0	0	0	0	1,334,755	568,406	223	179	356,604	195,669	1,691,582	764,254
3.4 Facilities/Base Support	0	0	0	0	1,034,136	186,700	1,491	745	36,266	12,188	1,071,893	199,633
3.5.1 Organization Level Maintenance	0	0	0	0	92,562	74,592	0	0	7,837	2,941	100,399	77,533
3.5.2 Intermediate Level Maintenance	0	0	0	0	252,507	136,146	0	0	17,314	3,037	269,821	139,183
3.5.3 Depot Level Maintenance	0	0	0	0	3,918,941	2,011,940	0	0	132,751	38,503	4,051,692	2,050,443
3.5.4 Contractor Logistics Support	0	0	0	0	803,560	285,537	15,147	1,977	60,651	22,704	879,358	310,218
3.5.6 MRAP Vehicles Equipment Maintenance	0	0	0	0	93,041	24,191	0	0	0	0	93,041	24,191
3.6 (C4I)	0	0	0	0	2,300,873	683,914	153	81	203,969	48,268	2,504,995	732,263
3.7 Other Services and Miscellaneous Contracts	0	0	0	0	3,943,235	1,605,532	8,726	4,881	653,846	171,813	4,605,807	1,782,226
3.8 IED Operation	0	0	0	0	10	0	0	0	0	0	10	0
3.9 Psychological Operations (Information Operations)	0	0	0	0	33,910	0	0	0	0	0	33,910	0
3.0 Operating Support Sub-Total	0	0	0	0	16,339,334	7,476,310	35,060	16,962	3,023,210	1,986,763	19,397,604	9,480,035
4.1 Airlift	0	0	0	0	1,429,415	927,804	0	0	202,430	139,551	1,631,845	1,067,355
4.2 Sealift	0	0	0	0	110,542	89,688	0	0	0	0	110,542	89,688
4.4 Port Handling/Inland Transportation	0	0	0	0	169,201	84,943	460	231	786	302	170,447	85,476
4.5 Other Transportation	0	0	0	0	283,070	96,459	0	0	6,042	3,192	289,112	99,651
4.6 Second Destination Transportation	0	0	0	0	505,743	301,015	0	0	59,116	702	564,859	301,717
4.7 MRAP Vehicles Transportation	0	0	0	0	50	0	0	0	0	0	50	0
4.8 Retrograde of Personnel and Equipment	0	0	0	0	2,857	2,276	0	0	292	292	3,149	2,568
4.0 Transportation Sub-Total	0	0	0	0	2,500,878	1,502,185	460	231	268,666	144,039	2,770,004	1,646,455
7.2.1 Transportation Support	0	0	0	0	12,000	8,006	0	0	0	0	12,000	8,006
7.2.2 Logistic Support	0	0	0	0	40,200	43,582	0	0	0	0	40,200	43,582
7.3.02 Defense Forces Sustainment	0	0	0	0	897,766	643,738	0	0	0	0	897,766	643,738
7.3.03 Defense Forces Infrastructure	0	0	0	0	43,481	0	0	0	0	0	43,481	0
7.3.04 Defense Forces Equipment and Transportation	0	0	0	0	476,727	452,763	0	0	0	0	476,727	452,763
7.3.05 Defense Forces Training and Operations	0	0	0	0	132,488	83,791	0	0	0	0	132,488	83,791
7.3.07 Interior Forces Sustainment	0	0	0	0	378,749	291,490	0	0	0	0	378,749	291,490
7.3.08 Interior Forces Infrastructure	0	0	0	0	2,642	0	0	0	0	0	2,642	0
7.3.10 Interior Forces Training and Operations	0	0	0	0	51,136	51,118	0	0	0	0	51,136	51,118
7.3.20 Other	0	0	0	0	0	284,101	0	0	0	0	0	284,101
7.4.1 Afghanistan (CERP)	0	0	0	0	1,386	1,166	0	0	0	0	1,386	1,166
7.6.1 Trainee Equip/Support	0	0	0	0	0	0	0	0	207,487	61,164	207,487	61,164
7.6.2 U.S. Trainer/Enabler	0	0	0	0	0	0	0	0	93,827	34,899	93,827	34,899
7.7.1 Defense Forces	0	0	0	0	0	0	0	0	313,689	232,243	313,689	232,243

COST OF WAR
Operation and Maintenance (O&M) Summary Execution by Operation and Cost Breakdown Structure (CBS)
Beginning Fiscal Year - 2017
(Amounts in Thousands)
As of June 30, 2017

	Operation New Dawn (OND) / Post-OND Iraq Activities		Operation Enduring Freedom		Operation Freedom's Sentinel		Operation Noble Eagle		Operation Inherent Resolve		Summary	
	Obligations Year to Date	Disbursements Year to Date	Obligations Year to Date	Disbursements Year to Date	Obligations Year to Date	Disbursements Year to Date	Obligations Year to Date	Disbursements Year to Date	Obligations Year to Date	Disbursements Year to Date	Obligations Year to Date	Disbursements Year to Date
CBS Summary												
7.0 Other Support Sub-Total	0	0	0	0	2,036,575	1,859,755	0	0	615,003	328,306	2,651,578	2,188,061

COST OF WAR
Operation and Maintenance (O&M) Summary Execution by Operation, Component, and Cost Breakdown Structure (CBS)
Beginning Fiscal Year - 2017
(Amounts in Thousands)
As of June 30, 2017

Component	Operation New Dawn (OND) / Post-OND Iraq Activities		Operation Enduring Freedom		Operation Freedom's Sentinel		Operation Noble Eagle		Operation Inherent Resolve		Summary	
	Obligations Year To Date	Disbursements Year To Date	Obligations Year To Date	Disbursements Year To Date	Obligations Year To Date	Disbursements Year To Date	Obligations Year To Date	Disbursements Year To Date	Obligations Year To Date	Disbursements Year To Date	Obligations Year To Date	Disbursements Year To Date
Grand Total	0	0	0	0	22,371,665	11,794,329	41,875	22,792	4,096,899	2,612,817	26,510,439	14,429,938
Army Total	0	0	0	0	10,214,133	5,277,965	31,438	12,556	1,571,108	800,667	11,816,679	6,091,188
1.2.1 Civilian Premium Pay	0	0	0	0	53,755	48,019	338	312	9,996	9,868	64,089	58,199
1.2.2 Civilian Temporary Hires	0	0	0	0	845	845	0	0	437	437	1,282	1,282
1.0 Personnel Sub-Total	0	0	0	0	54,600	48,864	338	312	10,433	10,305	65,371	59,481
2.1 Temporary Duty (TDY)/Additional Duty (TAD)	0	0	0	0	153,370	78,474	4,291	3,737	21,984	8,075	179,645	90,286
2.2 Clothing and Other Personnel Equipment & Supplies	0	0	0	0	193,963	53,978	0	0	0	0	193,963	53,978
2.2.1 Organizational Clothing	0	0	0	0	24,545	0	0	0	0	0	24,545	0
2.3 Medical Support/Health Services	0	0	0	0	32,825	25,353	0	0	8,575	7,143	41,400	32,496
2.4 Reserve Component Activation/Deactivation	0	0	0	0	4,447	2,956	0	0	4	0	4,451	2,956
2.5 Other Personnel Support	0	0	0	0	19,518	8,781	0	0	83,085	83,078	102,603	91,859
2.6 Rest & Recreation	0	0	0	0	4,012	4,012	0	0	0	0	4,012	4,012
2.0 Personnel Support Sub-Total	0	0	0	0	432,680	173,554	4,291	3,737	113,648	98,296	550,619	275,587
3.1 Training	0	0	0	0	179,671	102,320	0	0	25	25	179,696	102,345
3.1.0 Care-in-Store	0	0	0	0	3,320	0	0	0	9	0	3,329	0
3.2 Operations (OPTEMPO) (Fuel, Other POL, Parts)	0	0	0	0	786,415	602,118	642	421	148,142	101,205	935,199	703,744
3.2.1 MRAP Vehicles Operation	0	0	0	0	41,071	15,823	0	0	0	0	41,071	15,823
3.3 Other Supplies & Equipment	0	0	0	0	395,477	241,948	215	171	286,547	162,720	682,239	404,839
3.4 Facilities/Base Support	0	0	0	0	764,387	124,319	1,466	745	17,848	8,367	783,701	133,431
3.5.1 Organization Level Maintenance	0	0	0	0	24,809	15,194	0	0	0	0	24,809	15,194
3.5.2 Intermediate Level Maintenance	0	0	0	0	204,549	119,785	0	0	0	0	204,549	119,785
3.5.3 Depot Level Maintenance	0	0	0	0	716,739	229,459	0	0	430	414	717,169	229,873
3.5.4 Contractor Logistics Support	0	0	0	0	515,052	171,546	15,147	1,977	23,290	5,832	553,489	179,355
3.5.6 MRAP Vehicles Equipment Maintenance	0	0	0	0	41,639	2,824	0	0	0	0	41,639	2,824
3.6 (C4I)	0	0	0	0	1,347,072	389,759	153	81	144,984	35,241	1,492,209	425,081
3.7 Other Services and Miscellaneous Contracts	0	0	0	0	1,774,430	650,982	8,726	4,881	359,618	111,362	2,142,774	767,225
3.9 Psychological Operations (Information Operations)	0	0	0	0	31,272	0	0	0	0	0	31,272	0
3.0 Operating Support Sub-Total	0	0	0	0	6,825,903	2,666,077	26,349	8,276	980,893	425,166	7,833,145	3,099,519
4.1 Airlift	0	0	0	0	233,340	162,797	0	0	0	0	233,340	162,797
4.2 Sealfit	0	0	0	0	42,574	41,852	0	0	0	0	42,574	41,852
4.4 Port Handling/Inland Transportation	0	0	0	0	160,943	79,698	460	231	786	302	162,189	80,231
4.5 Other Transportation	0	0	0	0	257	1	0	0	0	0	257	1
4.6 Second Destination Transportation	0	0	0	0	479,461	296,955	0	0	59,116	702	538,577	297,657
4.0 Transportation Sub-Total	0	0	0	0	916,575	581,303	460	231	59,902	1,004	976,937	582,538
7.3.02 Defense Forces Sustainment	0	0	0	0	897,766	643,738	0	0	0	0	897,766	643,738
7.3.03 Defense Forces Infrastructure	0	0	0	0	43,481	0	0	0	0	0	43,481	0
7.3.04 Defense Forces Equipment and Transportation	0	0	0	0	476,727	452,763	0	0	0	0	476,727	452,763
7.3.05 Defense Forces Training and Operations	0	0	0	0	132,488	83,791	0	0	0	0	132,488	83,791
7.3.07 Interior Forces Sustainment	0	0	0	0	378,749	291,490	0	0	0	0	378,749	291,490
7.3.08 Interior Forces Infrastructure	0	0	0	0	2,642	0	0	0	0	0	2,642	0
7.3.10 Interior Forces Training and Operations	0	0	0	0	51,136	51,118	0	0	0	0	51,136	51,118
7.3.20 Other	0	0	0	0	0	284,101	0	0	0	0	0	284,101
7.4.1 Afghanistan (CERP)	0	0	0	0	1,386	1,166	0	0	0	0	1,386	1,166
7.6.1 Trainee Equip/Support	0	0	0	0	0	0	0	0	14,930	8,677	14,930	8,677
7.6.2 U.S. Trainer/Enabler	0	0	0	0	0	0	0	0	77,613	24,976	77,613	24,976
7.7.1 Defense Forces	0	0	0	0	0	0	0	0	313,689	232,243	313,689	232,243
7.0 Other Support Sub-Total	0	0	0	0	1,984,375	1,808,167	0	0	406,232	265,896	2,390,607	2,074,063
Navy/Marine Corps Total	0	0	0	0	4,156,642	2,616,185	0	0	547,378	323,690	4,704,020	2,939,875
Navy Total	0	0	0	0	3,551,907	2,326,208	0	0	443,164	296,548	3,995,071	2,622,756
1.2.1 Civilian Premium Pay	0	0	0	0	95,576	80,662	0	0	119	119	95,695	80,781
1.2.2 Civilian Temporary Hires	0	0	0	0	241	241	0	0	0	0	241	241
1.0 Personnel Sub-Total	0	0	0	0	95,817	80,903	0	0	119	119	95,936	81,022
2.1 Temporary Duty (TDY)/Additional Duty (TAD)	0	0	0	0	88,627	60,617	0	0	1,475	1,326	90,102	61,943
2.2 Clothing and Other Personnel Equipment & Supplies	0	0	0	0	5,676	1,115	0	0	48	44	5,724	1,159
2.3 Medical Support/Health Services	0	0	0	0	2,385	564	0	0	250	0	2,635	564
2.4 Reserve Component Activation/Deactivation	0	0	0	0	1,627	660	0	0	0	0	1,627	660
2.5 Other Personnel Support	0	0	0	0	4,252	3,267	0	0	0	0	4,252	3,267

COST OF WAR
Operation and Maintenance (O&M) Summary Execution by Operation, Component, and Cost Breakdown Structure (CBS)
Beginning Fiscal Year - 2017
(Amounts in Thousands)
As of June 30, 2017

Component	Operation New Dawn (OND) / Post-OND Iraq Activities		Operation Enduring Freedom		Operation Freedom's Sentinel		Operation Noble Eagle		Operation Inherent Resolve		Summary	
	Obligations Year To Date	Disbursements Year To Date	Obligations Year To Date	Disbursements Year To Date	Obligations Year To Date	Disbursements Year To Date	Obligations Year To Date	Disbursements Year To Date	Obligations Year To Date	Disbursements Year To Date	Obligations Year To Date	Disbursements Year To Date
2.7 Body Armor	0	0	0	0	1,230	613	0	0	0	0	1,230	613
2.0 Personnel Support Sub-Total	0	0	0	0	103,797	66,836	0	0	1,773	1,370	105,570	68,206
3.1 Training	0	0	0	0	50,764	24,735	0	0	0	0	50,764	24,735
3.2 Operations (OPTEMPO) (Fuel, Other POL, Parts)	0	0	0	0	761,543	615,686	0	0	258,902	258,902	1,020,445	874,588
3.3 Other Supplies & Equipment	0	0	0	0	152,627	104,142	0	0	463	113	153,090	104,255
3.4 Facilities/Base Support	0	0	0	0	117,739	2,645	0	0	0	0	117,739	2,645
3.5.1 Organization Level Maintenance	0	0	0	0	65,357	58,542	0	0	7,837	2,941	73,194	61,483
3.5.2 Intermediate Level Maintenance	0	0	0	0	41,450	11,950	0	0	0	0	41,450	11,950
3.5.3 Depot Level Maintenance	0	0	0	0	1,674,468	1,134,664	0	0	54,486	16,743	1,728,954	1,151,407
3.5.4 Contractor Logistics Support	0	0	0	0	9,234	5,410	0	0	0	0	9,234	5,410
3.6 (C4I)	0	0	0	0	36,634	25,474	0	0	0	0	36,634	25,474
3.7 Other Services and Miscellaneous Contracts	0	0	0	0	191,290	82,035	0	0	116,754	13,530	308,044	95,565
3.8 IED Operation	0	0	0	0	10	0	0	0	0	0	10	0
3.0 Operating Support Sub-Total	0	0	0	0	3,101,116	2,065,283	0	0	438,442	292,229	3,539,558	2,357,512
4.1 Airlift	0	0	0	0	130,391	60,604	0	0	2,830	2,830	133,221	63,434
4.2 Sealfit	0	0	0	0	66,292	46,554	0	0	0	0	66,292	46,554
4.4 Port Handling/Inland Transportation	0	0	0	0	5,815	3,743	0	0	0	0	5,815	3,743
4.5 Other Transportation	0	0	0	0	45,457	1,246	0	0	0	0	45,457	1,246
4.6 Second Destination Transportation	0	0	0	0	3,172	1,039	0	0	0	0	3,172	1,039
4.7 MRAP Vehicles Transportation	0	0	0	0	50	0	0	0	0	0	50	0
4.0 Transportation Sub-Total	0	0	0	0	251,177	113,186	0	0	2,830	2,830	254,007	116,016
Marine Corps Total	0	0	0	0	604,735	289,977	0	0	104,214	27,142	708,949	317,119
1.2.1 Civilian Premium Pay	0	0	0	0	586	541	0	0	0	0	586	541
1.2.2 Civilian Temporary Hires	0	0	0	0	87	83	0	0	0	0	87	83
1.0 Personnel Sub-Total	0	0	0	0	673	624	0	0	0	0	673	624
2.1 Temporary Duty (TDY)/Additional Duty (TAD)	0	0	0	0	35,307	28,324	0	0	2,233	1,498	37,540	29,822
2.2 Clothing and Other Personnel Equipment & Supplies	0	0	0	0	6,239	787	0	0	0	0	6,239	787
2.3 Medical Support/Health Services	0	0	0	0	1,694	1,276	0	0	0	0	1,694	1,276
2.4 Reserve Component Activation/Deactivation	0	0	0	0	94	65	0	0	0	0	94	65
2.5 Other Personnel Support	0	0	0	0	14,710	9,437	0	0	0	0	14,710	9,437
2.0 Personnel Support Sub-Total	0	0	0	0	58,044	39,889	0	0	2,233	1,498	60,277	41,387
3.1 Training	0	0	0	0	25,161	9,985	0	0	0	0	25,161	9,985
3.2 Operations (OPTEMPO) (Fuel, Other POL, Parts)	0	0	0	0	174,000	116,389	0	0	586	514	174,586	116,903
3.2.1 MRAP Vehicles Operation	0	0	0	0	637	78	0	0	0	0	637	78
3.3 Other Supplies & Equipment	0	0	0	0	24,672	8,008	0	0	123	77	24,795	8,085
3.4 Facilities/Base Support	0	0	0	0	11,985	2,238	0	0	0	0	11,985	2,238
3.5.1 Organization Level Maintenance	0	0	0	0	2,329	797	0	0	0	0	2,329	797
3.5.2 Intermediate Level Maintenance	0	0	0	0	4,393	3,185	0	0	17,314	3,037	21,707	6,222
3.5.3 Depot Level Maintenance	0	0	0	0	33,751	13,298	0	0	77,835	21,346	111,586	34,644
3.5.4 Contractor Logistics Support	0	0	0	0	38,214	8,939	0	0	0	0	38,214	8,939
3.5.6 MRAP Vehicles Equipment Maintenance	0	0	0	0	1,665	556	0	0	0	0	1,665	556
3.6 (C4I)	0	0	0	0	12,257	433	0	0	4,875	646	17,132	1,079
3.7 Other Services and Miscellaneous Contracts	0	0	0	0	154,763	57,609	0	0	1,230	22	155,993	57,631
3.0 Operating Support Sub-Total	0	0	0	0	483,827	221,515	0	0	101,963	25,642	585,790	247,157
4.1 Airlift	0	0	0	0	157	110	0	0	18	2	175	112
4.2 Sealfit	0	0	0	0	50	0	0	0	0	0	50	0
4.4 Port Handling/Inland Transportation	0	0	0	0	78	51	0	0	0	0	78	51
4.5 Other Transportation	0	0	0	0	38,906	24,794	0	0	0	0	38,906	24,794
4.6 Second Destination Transportation	0	0	0	0	23,000	2,994	0	0	0	0	23,000	2,994
4.0 Transportation Sub-Total	0	0	0	0	62,191	27,949	0	0	18	2	62,209	27,951
Air Force Total	0	0	0	0	5,294,530	2,670,877	10,437	10,236	1,480,792	1,246,745	6,785,759	3,927,858
1.2.2 Civilian Temporary Hires	0	0	0	0	34,484	33,925	694	694	2,933	2,926	38,111	37,545
1.0 Personnel Sub-Total	0	0	0	0	34,484	33,925	694	694	2,933	2,926	38,111	37,545
2.1 Temporary Duty (TDY)/Additional Duty (TAD)	0	0	0	0	149,139	106,026	971	820	18,319	12,301	168,429	119,147
2.2 Clothing and Other Personnel Equipment & Supplies	0	0	0	0	2,388	1,751	0	0	0	0	2,388	1,751
2.3 Medical Support/Health Services	0	0	0	0	21,983	14,226	61	36	1,498	785	23,542	15,047
2.5 Other Personnel Support	0	0	0	0	51,629	14,092	0	0	28,344	19,917	79,973	34,009

COST OF WAR
Operation and Maintenance (O&M) Summary Execution by Operation, Component, and Cost Breakdown Structure (CBS)
Beginning Fiscal Year - 2017
(Amounts in Thousands)
As of June 30, 2017

Component	Operation New Dawn (OND) / Post-OND Iraq Activities		Operation Enduring Freedom		Operation Freedom's Sentinel		Operation Noble Eagle		Operation Inherent Resolve		Summary	
	Obligations Year To Date	Disbursements Year To Date	Obligations Year To Date	Disbursements Year To Date	Obligations Year To Date	Disbursements Year To Date	Obligations Year To Date	Disbursements Year To Date	Obligations Year To Date	Disbursements Year To Date	Obligations Year To Date	Disbursements Year To Date
2.7 Body Armor	0	0	0	0	211	109	0	0	0	0	211	109
2.0 Personnel Support Sub-Total	0	0	0	0	225,350	136,204	1,032	856	48,161	33,003	274,543	170,063
3.1 Training	0	0	0	0	34,509	8,094	0	0	2,898	1,834	37,407	9,928
3.2 Operations (OPTEMPO) (Fuel, Other POL, Parts)	0	0	0	0	333,090	332,910	8,678	8,678	1,068,234	1,067,544	1,410,002	1,409,132
3.3 Other Supplies & Equipment	0	0	0	0	352,515	154,711	8	8	57,233	30,402	409,756	185,121
3.4 Facilities/Base Support	0	0	0	0	135,364	57,352	25	0	18,347	3,799	153,736	61,151
3.5.3 Depot Level Maintenance	0	0	0	0	1,488,577	633,627	0	0	0	0	1,488,577	633,627
3.5.4 Contractor Logistics Support	0	0	0	0	13,304	7,927	0	0	0	0	13,304	7,927
3.6 (C4I)	0	0	0	0	645,989	218,404	0	0	18,729	1,306	664,718	219,710
3.7 Other Services and Miscellaneous Contracts	0	0	0	0	986,928	452,038	0	0	121,609	16,111	1,108,537	468,149
3.0 Operating Support Sub-Total	0	0	0	0	3,990,276	1,865,063	8,711	8,686	1,287,050	1,120,996	5,286,037	2,994,745
4.1 Airlift	0	0	0	0	894,143	594,298	0	0	136,932	86,296	1,031,075	680,594
4.2 Sealift	0	0	0	0	21	7	0	0	0	0	21	7
4.5 Other Transportation	0	0	0	0	147,399	39,104	0	0	5,278	3,093	152,677	42,197
4.8 Retrograde of Personnel and Equipment	0	0	0	0	2,857	2,276	0	0	292	292	3,149	2,568
4.0 Transportation Sub-Total	0	0	0	0	1,044,420	635,685	0	0	142,502	89,681	1,186,922	725,366
7.6.2 U.S. Trainer/Enabler	0	0	0	0	0	0	0	0	146	139	146	139
7.0 Other Support Sub-Total	0	0	0	0	0	0	0	0	146	139	146	139
Defense Health Program Total	0	0	0	0	242,370	200,091	0	0	0	0	242,370	200,091
2.3 Medical Support/Health Services	0	0	0	0	242,370	200,091	0	0	0	0	242,370	200,091
2.0 Personnel Support Sub-Total	0	0	0	0	242,370	200,091	0	0	0	0	242,370	200,091
DODIG Total	0	0	0	0	3,478	956	0	0	5,623	1,699	9,101	2,655
1.2.1 Civilian Premium Pay	0	0	0	0	2,722	705	0	0	4,232	1,042	6,954	1,747
1.2.2 Civilian Temporary Hires	0	0	0	0	615	155	0	0	1,023	232	1,638	387
1.0 Personnel Sub-Total	0	0	0	0	3,337	860	0	0	5,255	1,274	8,592	2,134
2.1 Temporary Duty (TDY)/Additional Duty (TAD)	0	0	0	0	35	96	0	0	224	366	259	462
2.2 Clothing and Other Personnel Equipment & Supplies	0	0	0	0	4	0	0	0	9	3	13	3
2.0 Personnel Support Sub-Total	0	0	0	0	39	96	0	0	233	369	272	465
3.1.0 Care-in-Store	0	0	0	0	0	0	0	0	2	0	2	0
3.3 Other Supplies & Equipment	0	0	0	0	0	0	0	0	0	3	0	3
3.7 Other Services and Miscellaneous Contracts	0	0	0	0	102	0	0	0	133	53	235	53
3.0 Operating Support Sub-Total	0	0	0	0	102	0	0	0	135	56	237	56
Defense Agency Total	0	0	0	0	2,460,512	1,028,255	0	0	491,998	240,016	2,952,510	1,268,271
1.2.1 Civilian Premium Pay	0	0	0	0	67,788	58,708	0	0	62	62	67,850	58,770
1.2.2 Civilian Temporary Hires	0	0	0	0	10,370	9,654	0	0	1,574	1,525	11,944	11,179
1.0 Personnel Sub-Total	0	0	0	0	78,158	68,362	0	0	1,636	1,587	79,794	69,949
2.1 Temporary Duty (TDY)/Additional Duty (TAD)	0	0	0	0	119,997	86,889	0	0	3,596	2,962	123,593	89,851
2.2 Clothing and Other Personnel Equipment & Supplies	0	0	0	0	2,214	1,153	0	0	0	0	2,214	1,153
2.3 Medical Support/Health Services	0	0	0	0	3,443	1,883	0	0	0	0	3,443	1,883
2.5 Other Personnel Support	0	0	0	0	39,875	15,946	0	0	0	0	39,875	15,946
2.0 Personnel Support Sub-Total	0	0	0	0	165,529	105,871	0	0	3,596	2,962	169,125	108,833
3.1 Training	0	0	0	0	29,025	11,755	0	0	1,376	1,185	30,401	12,940
3.2 Operations (OPTEMPO) (Fuel, Other POL, Parts)	0	0	0	0	112,598	59,459	0	0	73,798	60,431	186,396	119,890
3.3 Other Supplies & Equipment	0	0	0	0	409,464	59,597	0	0	12,238	2,354	421,702	61,951
3.4 Facilities/Base Support	0	0	0	0	4,661	146	0	0	71	22	4,732	168
3.5.1 Organization Level Maintenance	0	0	0	0	67	59	0	0	0	0	67	59
3.5.2 Intermediate Level Maintenance	0	0	0	0	2,115	1,226	0	0	0	0	2,115	1,226
3.5.3 Depot Level Maintenance	0	0	0	0	5,406	892	0	0	0	0	5,406	892
3.5.4 Contractor Logistics Support	0	0	0	0	227,756	91,715	0	0	37,361	16,872	265,117	108,587
3.5.6 MRAP Vehicles Equipment Maintenance	0	0	0	0	49,737	20,811	0	0	0	0	49,737	20,811
3.6 (C4I)	0	0	0	0	258,921	49,844	0	0	35,381	11,075	294,302	60,919
3.7 Other Services and Miscellaneous Contracts	0	0	0	0	835,722	362,868	0	0	54,502	30,735	890,224	393,603
3.9 Psychological Operations (Information Operations)	0	0	0	0	2,638	0	0	0	0	0	2,638	0
3.0 Operating Support Sub-Total	0	0	0	0	1,938,110	658,372	0	0	214,727	122,674	2,152,837	781,046

COST OF WAR
Operation and Maintenance (O&M) Summary Execution by Operation, Component, and Cost Breakdown Structure (CBS)
Beginning Fiscal Year - 2017
(Amounts in Thousands)
As of June 30, 2017

Component	Operation New Dawn (OND) / Post-OND Iraq Activities		Operation Enduring Freedom		Operation Freedom's Sentinel		Operation Noble Eagle		Operation Inherent Resolve		Summary	
	Obligations Year To Date	Disbursements Year To Date	Obligations Year To Date	Disbursements Year To Date	Obligations Year To Date	Disbursements Year To Date	Obligations Year To Date	Disbursements Year To Date	Obligations Year To Date	Disbursements Year To Date	Obligations Year To Date	Disbursements Year To Date
4.1 Airlift	0	0	0	0	171,384	109,995	0	0	62,650	50,423	234,034	160,418
4.2 Sealift	0	0	0	0	1,605	1,275	0	0	0	0	1,605	1,275
4.4 Port Handling/Inland Transportation	0	0	0	0	2,365	1,451	0	0	0	0	2,365	1,451
4.5 Other Transportation	0	0	0	0	51,051	31,314	0	0	764	99	51,815	31,413
4.6 Second Destination Transportation	0	0	0	0	110	27	0	0	0	0	110	27
4.0 Transportation Sub-Total	0	0	0	0	226,515	144,062	0	0	63,414	50,522	289,929	194,584
7.2.1 Transportation Support	0	0	0	0	12,000	8,006	0	0	0	0	12,000	8,006
7.2.2 Logistic Support	0	0	0	0	40,200	43,582	0	0	0	0	40,200	43,582
7.6.1 Trainee Equip/Support	0	0	0	0	0	0	0	0	192,557	52,487	192,557	52,487
7.6.2 U.S. Trainer/Enabler	0	0	0	0	0	0	0	0	16,068	9,784	16,068	9,784
7.0 Other Support Sub-Total	0	0	0	0	52,200	51,588	0	0	208,625	62,271	260,825	113,859

COST OF WAR
Operation and Maintenance (O&M) Summary Execution by Operation, Component, Appropriation and Cost Breakdown Structure (CBS)
Beginning Fiscal Year - 2017
(Amounts in Thousands)
As of June 30, 2017

Component and Appropriation	Operation New Dawn (OND) / Post-OND Iraq Activities		Operation Enduring Freedom		Operation Freedom's Sentinel		Operation Noble Eagle		Operation Inherent Resolve		Summary	
	Obligations Year to Date	Disbursements Year to Date	Obligations Year to Date	Disbursements Year to Date	Obligations Year to Date	Disbursements Year to Date	Obligations Year to Date	Disbursements Year to Date	Obligations Year to Date	Disbursements Year to Date	Obligations Year to Date	Disbursements Year to Date
Grand Total	0	0	0	0	22,371,665	11,794,329	41,875	22,792	4,096,899	2,612,817	26,510,439	14,429,938
Army Total	0	0	0	0	10,214,133	5,277,965	31,438	12,556	1,571,108	800,667	11,816,679	6,091,188
Army Active Total	0	0	0	0	10,142,587	5,241,869	31,438	12,556	1,571,068	800,637	11,745,093	6,055,062
Operation and Maintenance, Army												
1.2.1 Civilian Premium Pay	0	0	0	0	53,653	47,924	338	312	9,986	9,864	63,977	58,100
1.2.2 Civilian Temporary Hires	0	0	0	0	845	845	0	0	437	437	1,282	1,282
1.0 Personnel Sub-Total	0	0	0	0	54,498	48,769	338	312	10,423	10,301	65,259	59,382
2.1 Temporary Duty (TDY)/Additional Duty (TAD)	0	0	0	0	142,275	72,789	4,291	3,737	21,984	8,075	168,550	84,601
2.2 Clothing and Other Personnel Equipment & Supplies	0	0	0	0	193,904	53,963	0	0	0	0	193,904	53,963
2.2.1 Organizational Clothing	0	0	0	0	24,545	0	0	0	0	0	24,545	0
2.3 Medical Support/Health Services	0	0	0	0	32,022	24,645	0	0	8,575	7,143	40,597	31,788
2.5 Other Personnel Support	0	0	0	0	12,929	5,434	0	0	83,085	83,078	96,014	88,512
2.6 Rest & Recreation	0	0	0	0	4,012	4,012	0	0	0	0	4,012	4,012
2.0 Personnel Support Sub-Total	0	0	0	0	409,687	160,843	4,291	3,737	113,644	98,296	527,622	262,876
3.1 Training	0	0	0	0	179,619	102,270	0	0	25	25	179,644	102,295
3.1.0 Care-in-Store	0	0	0	0	3,320	0	0	0	9	0	3,329	0
3.2 Operations (OPTEMPO) (Fuel, Other POL, Parts)	0	0	0	0	768,861	592,090	642	421	148,120	101,183	917,623	693,694
3.2.1 MRAP Vehicles Operation	0	0	0	0	41,071	15,823	0	0	0	0	41,071	15,823
3.3 Other Supplies & Equipment	0	0	0	0	383,180	238,267	215	171	286,543	162,716	669,938	401,154
3.4 Facilities/Base Support	0	0	0	0	763,415	123,715	1,466	745	17,848	8,367	782,729	132,827
3.5.1 Organization Level Maintenance	0	0	0	0	24,809	15,194	0	0	0	0	24,809	15,194
3.5.2 Intermediate Level Maintenance	0	0	0	0	204,549	119,785	0	0	0	0	204,549	119,785
3.5.3 Depot Level Maintenance	0	0	0	0	716,739	229,459	0	0	430	414	717,169	229,873
3.5.4 Contractor Logistics Support	0	0	0	0	514,584	171,365	15,147	1,977	23,290	5,832	553,021	179,174
3.5.6 MRAP Vehicles Equipment Maintenance	0	0	0	0	41,639	2,824	0	0	0	0	41,639	2,824
3.6 (C4I)	0	0	0	0	1,339,169	385,440	153	81	144,984	35,241	1,484,306	420,762
3.7 Other Services and Miscellaneous Contracts	0	0	0	0	1,767,400	647,249	8,726	4,881	359,618	111,362	2,135,744	763,492
3.9 Psychological Operations (Information Operations)	0	0	0	0	31,272	0	0	0	0	0	31,272	0
3.0 Operating Support Sub-Total	0	0	0	0	6,779,627	2,643,481	26,349	8,276	980,867	425,140	7,786,843	3,076,897
4.1 Airlift	0	0	0	0	233,235	162,797	0	0	0	0	233,235	162,797
4.2 Sealift	0	0	0	0	42,574	41,852	0	0	0	0	42,574	41,852
4.4 Port Handling/Inland Transportation	0	0	0	0	158,883	79,004	460	231	786	302	160,129	79,537
4.5 Other Transportation	0	0	0	0	247	1	0	0	0	0	247	1
4.6 Second Destination Transportation	0	0	0	0	479,461	296,955	0	0	59,116	702	538,577	297,657
4.0 Transportation Sub-Total	0	0	0	0	914,400	580,609	460	231	59,902	1,004	974,762	581,844
7.4.1 Afghanistan (CERP)	0	0	0	0	1,386	1,166	0	0	0	0	1,386	1,166
7.6.1 Trainee Equip/Support	0	0	0	0	0	0	0	0	14,930	8,677	14,930	8,677
7.6.2 U.S. Trainer/Enabler	0	0	0	0	0	0	0	0	77,613	24,976	77,613	24,976
7.0 Other Support Sub-Total	0	0	0	0	1,386	1,166	0	0	92,543	33,653	93,929	34,819
Afghanistan Security Forces Fund, Army												
7.3.02 Defense Forces Sustainment	0	0	0	0	897,766	643,738	0	0	0	0	897,766	643,738
7.3.03 Defense Forces Infrastructure	0	0	0	0	43,481	0	0	0	0	0	43,481	0
7.3.04 Defense Forces Equipment and Transportation	0	0	0	0	476,727	452,763	0	0	0	0	476,727	452,763
7.3.05 Defense Forces Training and Operations	0	0	0	0	132,488	83,791	0	0	0	0	132,488	83,791
7.3.07 Interior Forces Sustainment	0	0	0	0	378,749	291,490	0	0	0	0	378,749	291,490
7.3.08 Interior Forces Infrastructure	0	0	0	0	2,642	0	0	0	0	0	2,642	0
7.3.10 Interior Forces Training and Operations	0	0	0	0	51,136	51,118	0	0	0	0	51,136	51,118
7.3.20 Other	0	0	0	0	0	284,101	0	0	0	0	0	284,101
7.0 Other Support Sub-Total	0	0	0	0	1,982,989	1,807,001	0	0	0	0	1,982,989	1,807,001
Iraq Train and Equip Fund												
7.7.1 Defense Forces	0	0	0	0	0	0	0	0	313,689	232,243	313,689	232,243
7.0 Other Support Sub-Total	0	0	0	0	0	0	0	0	313,689	232,243	313,689	232,243
Army Reserve Total	0	0	0	0	15,493	9,160	0	0	0	0	15,493	9,160
Operation and Maintenance, Army Reserve												
2.1 Temporary Duty (TDY)/Additional Duty (TAD)	0	0	0	0	6,975	5,575	0	0	0	0	6,975	5,575

COST OF WAR
Operation and Maintenance (O&M) Summary Execution by Operation, Component, Appropriation and Cost Breakdown Structure (CBS)
Beginning Fiscal Year - 2017
(Amounts in Thousands)
As of June 30, 2017

Component and Appropriation	Operation New Dawn (OND) / Post-OND Iraq Activities		Operation Enduring Freedom		Operation Freedom's Sentinel		Operation Noble Eagle		Operation Inherent Resolve		Summary	
	Obligations Year to Date	Disbursements Year to Date	Obligations Year to Date	Disbursements Year to Date	Obligations Year to Date	Disbursements Year to Date	Obligations Year to Date	Disbursements Year to Date	Obligations Year to Date	Disbursements Year to Date	Obligations Year to Date	Disbursements Year to Date
2.3 Medical Support/Health Services	0	0	0	0	3	2	0	0	0	0	3	2
2.5 Other Personnel Support	0	0	0	0	5,235	2,450	0	0	0	0	5,235	2,450
2.0 Personnel Support Sub-Total	0	0	0	0	12,213	8,027	0	0	0	0	12,213	8,027
3.2 Operations (OPTEMPO) (Fuel, Other POL, Parts)	0	0	0	0	221	104	0	0	0	0	221	104
3.3 Other Supplies & Equipment	0	0	0	0	713	142	0	0	0	0	713	142
3.4 Facilities/Base Support	0	0	0	0	25	25	0	0	0	0	25	25
3.6 (C4I)	0	0	0	0	40	28	0	0	0	0	40	28
3.7 Other Services and Miscellaneous Contracts	0	0	0	0	1,254	790	0	0	0	0	1,254	790
3.0 Operating Support Sub-Total	0	0	0	0	2,253	1,089	0	0	0	0	2,253	1,089
4.4 Port Handling/Inland Transportation	0	0	0	0	1,027	44	0	0	0	0	1,027	44
4.0 Transportation Sub-Total	0	0	0	0	1,027	44	0	0	0	0	1,027	44
Army National Guard Total	0	0	0	0	56,053	26,936	0	0	40	30	56,093	26,966
Operation and Maintenance, Army Natl Guard												
1.2.1 Civilian Premium Pay	0	0	0	0	102	95	0	0	10	4	112	99
1.0 Personnel Sub-Total	0	0	0	0	102	95	0	0	10	4	112	99
2.1 Temporary Duty (TDY)/Additional Duty (TAD)	0	0	0	0	4,120	110	0	0	0	0	4,120	110
2.2 Clothing and Other Personnel Equipment & Supplies	0	0	0	0	59	15	0	0	0	0	59	15
2.3 Medical Support/Health Services	0	0	0	0	800	706	0	0	0	0	800	706
2.4 Reserve Component Activation/Deactivation	0	0	0	0	4,447	2,956	0	0	4	0	4,451	2,956
2.5 Other Personnel Support	0	0	0	0	1,354	897	0	0	0	0	1,354	897
2.0 Personnel Support Sub-Total	0	0	0	0	10,780	4,684	0	0	4	0	10,784	4,684
3.1 Training	0	0	0	0	52	50	0	0	0	0	52	50
3.2 Operations (OPTEMPO) (Fuel, Other POL, Parts)	0	0	0	0	17,333	9,924	0	0	22	22	17,355	9,946
3.3 Other Supplies & Equipment	0	0	0	0	11,584	3,539	0	0	4	4	11,588	3,543
3.4 Facilities/Base Support	0	0	0	0	947	579	0	0	0	0	947	579
3.5.4 Contractor Logistics Support	0	0	0	0	468	181	0	0	0	0	468	181
3.6 (C4I)	0	0	0	0	7,863	4,291	0	0	0	0	7,863	4,291
3.7 Other Services and Miscellaneous Contracts	0	0	0	0	5,776	2,943	0	0	0	0	5,776	2,943
3.0 Operating Support Sub-Total	0	0	0	0	44,023	21,507	0	0	26	26	44,049	21,533
4.1 Airlift	0	0	0	0	105	0	0	0	0	0	105	0
4.4 Port Handling/Inland Transportation	0	0	0	0	1,033	650	0	0	0	0	1,033	650
4.5 Other Transportation	0	0	0	0	10	0	0	0	0	0	10	0
4.0 Transportation Sub-Total	0	0	0	0	1,148	650	0	0	0	0	1,148	650
Navy/Marine Corps Total	0	0	0	0	4,156,642	2,616,185	0	0	547,378	323,690	4,704,020	2,939,875
Navy Total	0	0	0	0	3,551,907	2,326,208	0	0	443,164	296,548	3,995,071	2,622,756
Navy Active Total	0	0	0	0	3,530,759	2,317,760	0	0	443,164	296,548	3,973,923	2,614,308
Operation and Maintenance, Navy												
1.2.1 Civilian Premium Pay	0	0	0	0	95,576	80,662	0	0	119	119	95,695	80,781
1.2.2 Civilian Temporary Hires	0	0	0	0	241	241	0	0	0	0	241	241
1.0 Personnel Sub-Total	0	0	0	0	95,817	80,903	0	0	119	119	95,936	81,022
2.1 Temporary Duty (TDY)/Additional Duty (TAD)	0	0	0	0	88,627	60,617	0	0	1,475	1,326	90,102	61,943
2.2 Clothing and Other Personnel Equipment & Supplies	0	0	0	0	5,448	919	0	0	48	44	5,496	963
2.3 Medical Support/Health Services	0	0	0	0	2,345	564	0	0	250	0	2,595	564
2.5 Other Personnel Support	0	0	0	0	4,252	3,267	0	0	0	0	4,252	3,267
2.7 Body Armor	0	0	0	0	941	613	0	0	0	0	941	613
2.0 Personnel Support Sub-Total	0	0	0	0	101,613	65,980	0	0	1,773	1,370	103,386	67,350
3.1 Training	0	0	0	0	50,126	24,681	0	0	0	0	50,126	24,681
3.2 Operations (OPTEMPO) (Fuel, Other POL, Parts)	0	0	0	0	761,543	615,686	0	0	258,902	258,902	1,020,445	874,588
3.3 Other Supplies & Equipment	0	0	0	0	151,888	104,142	0	0	463	113	152,351	104,255
3.4 Facilities/Base Support	0	0	0	0	117,739	2,645	0	0	0	0	117,739	2,645
3.5.1 Organization Level Maintenance	0	0	0	0	65,357	58,542	0	0	7,837	2,941	73,194	61,483
3.5.2 Intermediate Level Maintenance	0	0	0	0	41,450	11,950	0	0	0	0	41,450	11,950
3.5.3 Depot Level Maintenance	0	0	0	0	1,657,911	1,127,135	0	0	54,486	16,743	1,712,397	1,143,878
3.5.4 Contractor Logistics Support	0	0	0	0	9,234	5,410	0	0	0	0	9,234	5,410
3.6 (C4I)	0	0	0	0	36,634	25,474	0	0	0	0	36,634	25,474

COST OF WAR
Operation and Maintenance (O&M) Summary Execution by Operation, Component, Appropriation and Cost Breakdown Structure (CBS)
Beginning Fiscal Year - 2017
(Amounts in Thousands)
As of June 30, 2017

Component and Appropriation	Operation New Dawn (OND) / Post-OND Iraq Activities		Operation Enduring Freedom		Operation Freedom's Sentinel		Operation Noble Eagle		Operation Inherent Resolve		Summary	
	Obligations Year to Date	Disbursements Year to Date	Obligations Year to Date	Disbursements Year to Date	Obligations Year to Date	Disbursements Year to Date	Obligations Year to Date	Disbursements Year to Date	Obligations Year to Date	Disbursements Year to Date	Obligations Year to Date	Disbursements Year to Date
3.7 Other Services and Miscellaneous Contracts	0	0	0	0	190,271	82,035	0	0	116,754	13,530	307,025	95,565
3.8 IED Operation	0	0	0	0	10	0	0	0	0	0	10	0
3.0 Operating Support Sub-Total	0	0	0	0	3,082,163	2,057,700	0	0	438,442	292,229	3,520,605	2,349,929
4.1 Airlift	0	0	0	0	130,391	60,604	0	0	2,830	2,830	133,221	63,434
4.2 Sealift	0	0	0	0	66,292	46,554	0	0	0	0	66,292	46,554
4.4 Port Handling/Inland Transportation	0	0	0	0	5,815	3,743	0	0	0	0	5,815	3,743
4.5 Other Transportation	0	0	0	0	45,457	1,246	0	0	0	0	45,457	1,246
4.6 Second Destination Transportation	0	0	0	0	3,161	1,030	0	0	0	0	3,161	1,030
4.7 MRAP Vehicles Transportation	0	0	0	0	50	0	0	0	0	0	50	0
4.0 Transportation Sub-Total	0	0	0	0	251,166	113,177	0	0	2,830	2,830	253,996	116,007
Navy Reserve Total	0	0	0	0	21,148	8,448	0	0	0	0	21,148	8,448
Operation and Maintenance, Navy Reserve												
2.2 Clothing and Other Personnel Equipment & Supplies	0	0	0	0	228	196	0	0	0	0	228	196
2.3 Medical Support/Health Services	0	0	0	0	40	0	0	0	0	0	40	0
2.4 Reserve Component Activation/Deactivation	0	0	0	0	1,627	660	0	0	0	0	1,627	660
2.7 Body Armor	0	0	0	0	289	0	0	0	0	0	289	0
2.0 Personnel Support Sub-Total	0	0	0	0	2,184	856	0	0	0	0	2,184	856
3.1 Training	0	0	0	0	638	54	0	0	0	0	638	54
3.3 Other Supplies & Equipment	0	0	0	0	739	0	0	0	0	0	739	0
3.5.3 Depot Level Maintenance	0	0	0	0	16,557	7,529	0	0	0	0	16,557	7,529
3.7 Other Services and Miscellaneous Contracts	0	0	0	0	1,019	0	0	0	0	0	1,019	0
3.0 Operating Support Sub-Total	0	0	0	0	18,953	7,583	0	0	0	0	18,953	7,583
4.6 Second Destination Transportation	0	0	0	0	11	9	0	0	0	0	11	9
4.0 Transportation Sub-Total	0	0	0	0	11	9	0	0	0	0	11	9
Marine Corps Total	0	0	0	0	604,735	289,977	0	0	104,214	27,142	708,949	317,119
Marine Corps Active Total	0	0	0	0	602,290	287,639	0	0	104,214	27,142	706,504	314,781
Operation and Maintenance, Marine Corps												
1.2.1 Civilian Premium Pay	0	0	0	0	586	541	0	0	0	0	586	541
1.2.2 Civilian Temporary Hires	0	0	0	0	87	83	0	0	0	0	87	83
1.0 Personnel Sub-Total	0	0	0	0	673	624	0	0	0	0	673	624
2.1 Temporary Duty (TDY)/Additional Duty (TAD)	0	0	0	0	32,990	26,083	0	0	2,233	1,498	35,223	27,581
2.2 Clothing and Other Personnel Equipment & Supplies	0	0	0	0	6,205	755	0	0	0	0	6,205	755
2.3 Medical Support/Health Services	0	0	0	0	1,694	1,276	0	0	0	0	1,694	1,276
2.5 Other Personnel Support	0	0	0	0	14,710	9,437	0	0	0	0	14,710	9,437
2.0 Personnel Support Sub-Total	0	0	0	0	55,599	37,551	0	0	2,233	1,498	57,832	39,049
3.1 Training	0	0	0	0	25,161	9,985	0	0	0	0	25,161	9,985
3.2 Operations (OPTEMPO) (Fuel, Other POL, Parts)	0	0	0	0	174,000	116,389	0	0	586	514	174,586	116,903
3.2.1 MRAP Vehicles Operation	0	0	0	0	637	78	0	0	0	0	637	78
3.3 Other Supplies & Equipment	0	0	0	0	24,672	8,008	0	0	123	77	24,795	8,085
3.4 Facilities/Base Support	0	0	0	0	11,985	2,238	0	0	0	0	11,985	2,238
3.5.1 Organization Level Maintenance	0	0	0	0	2,329	797	0	0	0	0	2,329	797
3.5.2 Intermediate Level Maintenance	0	0	0	0	4,393	3,185	0	0	17,314	3,037	21,707	6,222
3.5.3 Depot Level Maintenance	0	0	0	0	33,751	13,298	0	0	77,835	21,346	111,586	34,644
3.5.4 Contractor Logistics Support	0	0	0	0	38,214	8,939	0	0	0	0	38,214	8,939
3.5.6 MRAP Vehicles Equipment Maintenance	0	0	0	0	1,665	556	0	0	0	0	1,665	556
3.6 (C4I)	0	0	0	0	12,257	433	0	0	4,875	646	17,132	1,079
3.7 Other Services and Miscellaneous Contracts	0	0	0	0	154,763	57,609	0	0	1,230	22	155,993	57,631
3.0 Operating Support Sub-Total	0	0	0	0	483,827	221,515	0	0	101,963	25,642	585,790	247,157
4.1 Airlift	0	0	0	0	157	110	0	0	18	2	175	112
4.2 Sealift	0	0	0	0	50	0	0	0	0	0	50	0
4.4 Port Handling/Inland Transportation	0	0	0	0	78	51	0	0	0	0	78	51
4.5 Other Transportation	0	0	0	0	38,906	24,794	0	0	0	0	38,906	24,794
4.6 Second Destination Transportation	0	0	0	0	23,000	2,994	0	0	0	0	23,000	2,994
4.0 Transportation Sub-Total	0	0	0	0	62,191	27,949	0	0	18	2	62,209	27,951

COST OF WAR
Operation and Maintenance (O&M) Summary Execution by Operation, Component, Appropriation and Cost Breakdown Structure (CBS)
Beginning Fiscal Year - 2017
(Amounts in Thousands)
As of June 30, 2017

Component and Appropriation	Operation New Dawn (OND) / Post-OND Iraq Activities		Operation Enduring Freedom		Operation Freedom's Sentinel		Operation Noble Eagle		Operation Inherent Resolve		Summary	
	Obligations Year to Date	Disbursements Year to Date	Obligations Year to Date	Disbursements Year to Date	Obligations Year to Date	Disbursements Year to Date	Obligations Year to Date	Disbursements Year to Date	Obligations Year to Date	Disbursements Year to Date	Obligations Year to Date	Disbursements Year to Date
Marine Corps Reserve Total	0	0	0	0	2,445	2,338	0	0	0	0	2,445	2,338
Operation and Maintenance, USMC Reserve												
2.1 Temporary Duty (TDY)/Additional Duty (TAD)	0	0	0	0	2,317	2,241	0	0	0	0	2,317	2,241
2.2 Clothing and Other Personnel Equipment & Supplies	0	0	0	0	34	32	0	0	0	0	34	32
2.4 Reserve Component Activation/Deactivation	0	0	0	0	94	65	0	0	0	0	94	65
2.0 Personnel Support Sub-Total	0	0	0	0	2,445	2,338	0	0	0	0	2,445	2,338
Air Force Total	0	0	0	0	5,294,530	2,670,877	10,437	10,236	1,480,792	1,246,745	6,785,759	3,927,858
Air Force Active Total	0	0	0	0	5,237,679	2,632,479	10,437	10,236	1,480,792	1,246,745	6,728,908	3,889,460
Operation and Maintenance, Air Force												
1.2.2 Civilian Temporary Hires	0	0	0	0	34,475	33,916	694	694	2,933	2,926	38,102	37,536
1.0 Personnel Sub-Total	0	0	0	0	34,475	33,916	694	694	2,933	2,926	38,102	37,536
2.1 Temporary Duty (TDY)/Additional Duty (TAD)	0	0	0	0	146,568	104,345	971	820	18,319	12,301	165,858	117,466
2.2 Clothing and Other Personnel Equipment & Supplies	0	0	0	0	2,388	1,751	0	0	0	0	2,388	1,751
2.3 Medical Support/Health Services	0	0	0	0	21,983	14,226	61	36	1,498	785	23,542	15,047
2.5 Other Personnel Support	0	0	0	0	51,629	14,092	0	0	28,344	19,917	79,973	34,009
2.7 Body Armor	0	0	0	0	211	109	0	0	0	0	211	109
2.0 Personnel Support Sub-Total	0	0	0	0	222,779	134,523	1,032	856	48,161	33,003	271,972	168,382
3.1 Training	0	0	0	0	34,506	8,091	0	0	2,898	1,834	37,404	9,925
3.2 Operations (OPTEMPO) (Fuel, Other POL, Parts)	0	0	0	0	333,090	332,910	8,678	8,678	1,068,234	1,067,544	1,410,002	1,409,132
3.3 Other Supplies & Equipment	0	0	0	0	351,217	153,730	8	8	57,233	30,402	408,458	184,140
3.4 Facilities/Base Support	0	0	0	0	133,981	56,765	25	0	18,347	3,799	152,353	60,564
3.5.3 Depot Level Maintenance	0	0	0	0	1,456,029	609,219	0	0	0	0	1,456,029	609,219
3.6 (C4I)	0	0	0	0	645,940	218,358	0	0	18,729	1,306	664,669	219,664
3.7 Other Services and Miscellaneous Contracts	0	0	0	0	981,242	449,282	0	0	121,609	16,111	1,102,851	465,393
3.0 Operating Support Sub-Total	0	0	0	0	3,936,005	1,828,355	8,711	8,686	1,287,050	1,120,996	5,231,766	2,958,037
4.1 Airlift	0	0	0	0	894,143	594,298	0	0	136,932	86,296	1,031,075	680,594
4.2 Sealift	0	0	0	0	21	7	0	0	0	0	21	7
4.5 Other Transportation	0	0	0	0	147,399	39,104	0	0	5,278	3,093	152,677	42,197
4.8 Retrograde of Personnel and Equipment	0	0	0	0	2,857	2,276	0	0	292	292	3,149	2,568
4.0 Transportation Sub-Total	0	0	0	0	1,044,420	635,685	0	0	142,502	89,681	1,186,922	725,366
7.6.2 U.S. Trainer/Enabler	0	0	0	0	0	0	0	0	146	139	146	139
7.0 Other Support Sub-Total	0	0	0	0	0	0	0	0	146	139	146	139
Air Force Reserve Total	0	0	0	0	49,071	34,142	0	0	0	0	49,071	34,142
Operation and Maintenance, Air Force Reserve												
1.2.2 Civilian Temporary Hires	0	0	0	0	9	9	0	0	0	0	9	9
1.0 Personnel Sub-Total	0	0	0	0	9	9	0	0	0	0	9	9
2.1 Temporary Duty (TDY)/Additional Duty (TAD)	0	0	0	0	2,131	1,274	0	0	0	0	2,131	1,274
2.0 Personnel Support Sub-Total	0	0	0	0	2,131	1,274	0	0	0	0	2,131	1,274
3.3 Other Supplies & Equipment	0	0	0	0	194	188	0	0	0	0	194	188
3.4 Facilities/Base Support	0	0	0	0	884	336	0	0	0	0	884	336
3.5.3 Depot Level Maintenance	0	0	0	0	32,548	24,408	0	0	0	0	32,548	24,408
3.5.4 Contractor Logistics Support	0	0	0	0	13,304	7,927	0	0	0	0	13,304	7,927
3.7 Other Services and Miscellaneous Contracts	0	0	0	0	1	0	0	0	0	0	1	0
3.0 Operating Support Sub-Total	0	0	0	0	46,931	32,859	0	0	0	0	46,931	32,859
Air Force National Guard Total	0	0	0	0	7,780	4,256	0	0	0	0	7,780	4,256
Operation and Maintenance, Air Natl Guard												
2.1 Temporary Duty (TDY)/Additional Duty (TAD)	0	0	0	0	440	407	0	0	0	0	440	407
2.0 Personnel Support Sub-Total	0	0	0	0	440	407	0	0	0	0	440	407
3.1 Training	0	0	0	0	3	3	0	0	0	0	3	3
3.3 Other Supplies & Equipment	0	0	0	0	1,104	793	0	0	0	0	1,104	793
3.4 Facilities/Base Support	0	0	0	0	499	251	0	0	0	0	499	251
3.6 (C4I)	0	0	0	0	49	46	0	0	0	0	49	46

COST OF WAR
Operation and Maintenance (O&M) Summary Execution by Operation, Component, Appropriation and Cost Breakdown Structure (CBS)
Beginning Fiscal Year - 2017
(Amounts in Thousands)
As of June 30, 2017

Component and Appropriation	Operation New Dawn (OND) / Post-OND Iraq Activities		Operation Enduring Freedom		Operation Freedom's Sentinel		Operation Noble Eagle		Operation Inherent Resolve		Summary	
	Obligations Year to Date	Disbursements Year to Date	Obligations Year to Date	Disbursements Year to Date	Obligations Year to Date	Disbursements Year to Date	Obligations Year to Date	Disbursements Year to Date	Obligations Year to Date	Disbursements Year to Date	Obligations Year to Date	Disbursements Year to Date
3.7 Other Services and Miscellaneous Contracts	0	0	0	0	5,685	2,756	0	0	0	0	5,685	2,756
3.0 Operating Support Sub-Total	0	0	0	0	7,340	3,849	0	0	0	0	7,340	3,849
Defense Health Program Total	0	0	0	0	242,370	200,091	0	0	0	0	242,370	200,091
Defense Health Program, Defense												
2.3 Medical Support/Health Services	0	0	0	0	242,370	200,091	0	0	0	0	242,370	200,091
2.0 Personnel Support Sub-Total	0	0	0	0	242,370	200,091	0	0	0	0	242,370	200,091
DODIG Total	0	0	0	0	3,478	956	0	0	5,623	1,699	9,101	2,655
Office of the Inspector General, Defense												
1.2.1 Civilian Premium Pay	0	0	0	0	2,722	705	0	0	4,232	1,042	6,954	1,747
1.2.2 Civilian Temporary Hires	0	0	0	0	615	155	0	0	1,023	232	1,638	387
1.0 Personnel Sub-Total	0	0	0	0	3,337	860	0	0	5,255	1,274	8,592	2,134
2.1 Temporary Duty (TDY)/Additional Duty (TAD)	0	0	0	0	35	96	0	0	224	366	259	462
2.2 Clothing and Other Personnel Equipment & Supplies	0	0	0	0	4	0	0	0	9	3	13	3
2.0 Personnel Support Sub-Total	0	0	0	0	39	96	0	0	233	369	272	465
3.1.0 Care-in-Store	0	0	0	0	0	0	0	0	2	0	2	0
3.3 Other Supplies & Equipment	0	0	0	0	0	0	0	0	0	3	0	3
3.7 Other Services and Miscellaneous Contracts	0	0	0	0	102	0	0	0	133	53	235	53
3.0 Operating Support Sub-Total	0	0	0	0	102	0	0	0	135	56	237	56
Defense Agency Total	0	0	0	0	2,460,512	1,028,255	0	0	491,998	240,016	2,952,510	1,268,271
Operation and Maintenance, Defense-Wide												
1.2.1 Civilian Premium Pay	0	0	0	0	67,788	58,708	0	0	62	62	67,850	58,770
1.2.2 Civilian Temporary Hires	0	0	0	0	10,370	9,654	0	0	1,574	1,525	11,944	11,179
1.0 Personnel Sub-Total	0	0	0	0	78,158	68,362	0	0	1,636	1,587	79,794	69,949
2.1 Temporary Duty (TDY)/Additional Duty (TAD)	0	0	0	0	119,997	86,889	0	0	3,596	2,962	123,593	89,851
2.2 Clothing and Other Personnel Equipment & Supplies	0	0	0	0	2,214	1,153	0	0	0	0	2,214	1,153
2.3 Medical Support/Health Services	0	0	0	0	3,443	1,883	0	0	0	0	3,443	1,883
2.5 Other Personnel Support	0	0	0	0	39,875	15,946	0	0	0	0	39,875	15,946
2.0 Personnel Support Sub-Total	0	0	0	0	165,529	105,871	0	0	3,596	2,962	169,125	108,833
3.1 Training	0	0	0	0	29,025	11,755	0	0	1,376	1,185	30,401	12,940
3.2 Operations (OPTEMPO) (Fuel, Other POL, Parts)	0	0	0	0	112,598	59,459	0	0	73,798	60,431	186,396	119,890
3.3 Other Supplies & Equipment	0	0	0	0	409,464	59,597	0	0	12,238	2,354	421,702	61,951
3.4 Facilities/Base Support	0	0	0	0	4,661	146	0	0	71	22	4,732	168
3.5.1 Organization Level Maintenance	0	0	0	0	67	59	0	0	0	0	67	59
3.5.2 Intermediate Level Maintenance	0	0	0	0	2,115	1,226	0	0	0	0	2,115	1,226
3.5.3 Depot Level Maintenance	0	0	0	0	5,406	892	0	0	0	0	5,406	892
3.5.4 Contractor Logistics Support	0	0	0	0	227,756	91,715	0	0	37,361	16,872	265,117	108,587
3.5.6 MRAP Vehicles Equipment Maintenance	0	0	0	0	49,737	20,811	0	0	0	0	49,737	20,811
3.6 (C4I)	0	0	0	0	258,921	49,844	0	0	35,381	11,075	294,302	60,919
3.7 Other Services and Miscellaneous Contracts	0	0	0	0	835,722	362,868	0	0	54,502	30,735	890,224	393,603
3.9 Psychological Operations (Information Operations)	0	0	0	0	2,638	0	0	0	0	0	2,638	0
3.0 Operating Support Sub-Total	0	0	0	0	1,938,110	658,372	0	0	214,727	122,674	2,152,837	781,046
4.1 Airlift	0	0	0	0	171,384	109,995	0	0	62,650	50,423	234,034	160,418
4.2 Sealfit	0	0	0	0	1,605	1,275	0	0	0	0	1,605	1,275
4.4 Port Handling/Inland Transportation	0	0	0	0	2,365	1,451	0	0	0	0	2,365	1,451
4.5 Other Transportation	0	0	0	0	51,051	31,314	0	0	764	99	51,815	31,413
4.6 Second Destination Transportation	0	0	0	0	110	27	0	0	0	0	110	27
4.0 Transportation Sub-Total	0	0	0	0	226,515	144,062	0	0	63,414	50,522	289,929	194,584
7.2.1 Transportation Support	0	0	0	0	12,000	8,006	0	0	0	0	12,000	8,006
7.2.2 Logistic Support	0	0	0	0	40,200	43,582	0	0	0	0	40,200	43,582
7.6.1 Trainee Equip/Support	0	0	0	0	0	0	0	0	192,557	52,487	192,557	52,487
7.6.2 U.S. Trainer/Enabler	0	0	0	0	0	0	0	0	16,068	9,784	16,068	9,784
7.0 Other Support Sub-Total	0	0	0	0	52,200	51,588	0	0	208,625	62,271	260,825	113,859

FY 2017 Cost of War for FY 2017 Appropriations

**FY 2017 Estimate of Cost of War for FY 2017 Appropriations
(Amounts in Thousands)
As of June 30, 2017**

APPROPRIATION Fiscal Year 2017 Accounts	Notes	Funds Appropriated 1/	Funds Transferred	Funds Available	Obligations June 2017	Obligations CFI 2/	Disbursements CFI 3/	Unpaid Obligations	Unobligated Balance	Percent Obligated
21 2017/2017 2010 Military Personnel, Army		2,042,682	22,092	2,064,774	112,878	1,638,980	1,638,980	0	425,794	79%
21 2017/2017 2070 Reserve Personnel, Army		17,084	0	17,084	1,434	12,201	11,257	944	4,883	71%
21 2017/2017 2060 National Guard Personnel, Army		131,630	1,232	132,862	13,522	93,956	81,421	12,535	38,906	71%
21 2017/2017 2020 Operation and Maintenance, Army		14,813,205	70,943	14,884,148	1,626,465	9,448,415	4,015,818	5,432,597	5,435,733	63%
21 2017/2017 2080 Operation and Maintenance, Army Reserve		23,910	0	23,910	3,135	15,493	9,160	6,333	8,417	65%
21 2017/2017 2065 Operation and Maintenance, Army Natl Guard		65,250	0	65,250	11,175	56,093	26,966	29,127	9,157	86%
21 2017/2019 2031 Aircraft Procurement, Army		253,711	0	253,711	10,942	118,067	7,095	110,972	135,644	47%
21 2017/2019 2032 Missile Procurement, Army		324,507	0	324,507	1,776	2,375	88	2,287	322,132	1%
21 2017/2019 2033 Procurement of Weapons & Tracked Vehicles		22,410	0	22,410	0	21,071	0	21,071	1,339	94%
21 2017/2019 2034 Procurement of Ammunition, Army		88,460	0	88,460	18,467	26,709	789	25,920	61,751	30%
21 2017/2019 2035 Other Procurement, Army		926,195	0	926,195	-21,587	305,927	8,502	297,425	620,268	33%
21 2017/2018 2040 Research, Development, Test, and Eval, Army		271,789	0	271,789	16776	101,794	6,665	95,129	169,995	37%
21 2017/2021 2050 Military Construction, Army		11,500	0	11,500	0	0	0	0	11,500	0%
17 2017/2017 1453 Military Personnel, Navy		334,781	0	334,781	32,410	269,173	267,108	2,065	65,608	80%
17 2017/2017 1405 Reserve Personnel, Navy		11,929	0	11,929	1,201	7,003	4,782	2,221	4,926	59%
17 2017/2017 1804 Operation and Maintenance, Navy		5,245,390	1,350	5,246,740	284,186	3,973,923	2,614,308	1,359,615	1,272,817	76%
17 2017/2017 1806 Operation and Maintenance, Navy Reserve		26,265	0	26,265	1,166	21,148	8,448	12,700	5,117	81%
17 2017/2019 1506 Aircraft Procurement, Navy		419,149	0	419,149	15543	141,540	4,570	136,970	277,609	34%
17 2017/2019 1507 Weapons Procurement, Navy		8,600	0	8,600	0	0	0	0	8,600	0%
17 2017/2019 1508 Procurement of Ammunition, Navy and USMC		123,380	0	123,380	-143	47,309	0	47,309	76,071	38%
17 2017/2019 1810 Other Procurement, Navy		42,397	0	42,397	436	5,501	1,131	4,370	36,896	13%
17 2017/2018 1319 Research, Development, Test, and Eval, Navy		39,407	0	39,407	684	4,133	475	3,658	35,274	10%
17 2017/2021 1205 Military Construction, Navy and Marine Corps	4/	0	0	0	6	145	0	145	-145	#DIV/0!
17 2017/2017 1105 Military Personnel, Marine Corps		185,573	0	185,573	7,553	71,151	0	71,151	114,422	38%
17 2017/2017 1108 Reserve Personnel, Marine Corps		3,764	0	3,764	254	3,220	0	3,220	544	86%
17 2017/2017 1106 Operation and Maintenance, Marine Corps		1,056,632	0	1,056,632	147,525	706,504	314,781	391,723	350,128	67%
17 2017/2017 1107 Operation and Maintenance, USMC Reserve		3,304	0	3,304	35	2,445	2,338	107	859	74%
17 2017/2019 1109 Procurement, Marine Corps		147,011	0	147,011	7,296	9,000	3,983	5,017	138,011	6%
57 2017/2017 3500 Military Personnel, Air Force		857,111	0	857,111	67,765	643,188	643,188	0	213,923	75%
57 2017/2017 3700 Reserve Personnel, Air Force		20,535	272	20,807	1,008	14,105	9,654	4,451	6,702	68%
57 2017/2017 3850 National Guard Personnel, Air Force		5,288	52	5,340	1,080	3,940	3,297	643	1,400	74%
57 2017/2017 3400 Operation and Maintenance, Air Force		9,336,307	60,551	9,396,858	1,224,372	6,728,908	3,889,460	2,839,448	2,667,950	72%
57 2017/2017 3740 Operation and Maintenance, Air Force Reserve		57,586	0	57,586	432	49,071	34,142	14,929	8,515	85%
57 2017/2017 3840 Operation and Maintenance, Air Natl Guard		20,000	0	20,000	2,469	7,780	4,256	3,524	12,220	39%
57 2017/2019 3010 Aircraft Procurement, Air Force		820,919	0	820,919	4,201	18,041	6,913	11,128	802,878	2%
57 2017/2019 3020 Missile Procurement, Air Force		134,295	0	134,295	26	113	69	44	134,182	0%
57 2017/2019 3011 Procurement of Ammunition, Air Force		151,908	0	151,908	0	71	22	49	151,837	0%
57 2017/2019 3080 Other Procurement, Air Force		249,576	300	249,876	0	0	0	0	249,876	0%
57 2017/2018 3600 Research, Development, Test and Eval, Air Force		59,740	0	59,740	0	0	0	0	59,740	0%
57 2017/2021 3300 Military Construction, Air Force		20,011	0	20,011	0	0	0	0	20,011	0%
97 2017/2017 0100 Operation and Maintenance, Defense-Wide		6,572,059	-1,428,000	5,144,059	679,004	2,952,510	1,268,271	1,684,239	2,191,549	57%
97 2017/2018 0100 Operation and Maintenance, Defense-Wide		0	1,670,000	1,670,000	0	0	0	0	1,670,000	0%
97 2017/2017 0107 Office of the Inspector General, Defense		22,062	0	22,062	1,369	9,101	2,655	6,446	12,961	41%

**FY 2017 Estimate of Cost of War for FY 2017 Appropriations
(Amounts in Thousands)
As of June 30, 2017**

APPROPRIATION Fiscal Year 2017 Accounts	Notes	Funds Appropriated 1/	Funds Transferred	Funds Available	Obligations June 2017	Obligations CFI 2/	Disbursements CFI 3/	Unpaid Obligations	Unobligated Balance	Percent Obligated
97 2017/2017 0130 Defense Health Program, Defense		322,859	0	322,859	27,485	242,370	200,091	42,279	80,489	75%
97 2017/2019 0300 Procurement, Defense-Wide		351,437	300	351,737	51,018	113,445	30,569	82,876	238,292	32%
97 2017/2018 0400 Research, Development, Test and Eval, Defense	4/	0	0	0	0	1,972	113	1,859	-1,972	#DIV/0!
97 2017/XXXX 4930 Defense Working Capital Funds, Defense		95,481	0	95,481	1,109	1,109	0	1,109	94,372	1%
21 2017/2018 2091 Afghanistan Security Forces Fund, Army		4,262,715	0	4,262,715	757,291	1,982,989	1,807,001	175,988	2,279,726	47%
21 2017/2019 2093 Joint Improvised Explosive Device Defeat Fund		87,800	0	87,800	86,080	86,085	25,003	61,082	1,715	98%
21 2017/2018 2097 Iraq Train and Equip Fund	4/	289,500	0	289,500	669	313,689	232,243	81,446	-24,189	108%
97 2017/2017 0105 Drug Interdiction & Cntr Drug Activities	4/	191,533	-107,000	84,533		0	0	0	84,533	0%
97 2017/2019 2093 Joint Improvised Explosive Device Defeat Fund		0	0	0	63,654	63,654	0	63,654	-63,654	#DIV/0!
21 2017/2018 2099 Counter-ISIL Train and Equip Fund		1,606,400	0	1,606,400	98	98	0	98	1,606,302	0%
Sub-Total		52,175,037	292,092	52,467,129	5,262,265	30,335,515	17,185,612	13,149,903	22,131,614	58%
Non-War Funds		0	0	0	0	0	0	0	0	0%
Operation Noble Eagle - Baseline Funds	2/	0	0	68,376	0	0	0	0	68,376	0%
Grand Total		52,175,037	292,092	52,535,505	5,262,265	30,335,515	17,185,612	13,149,903	22,199,990	20%

**FY 2017 Estimate of Cost of War for FY 2017 Appropriations
(Amounts in Thousands)
As of June 30, 2017**

FY 2017 Status of Funds Footnotes:

- 1/ Reflects funding provided in Public Law 114-223, the Continuing Resolutions Act, 2017.
- 2/ Obligations include **\$68,376** for Operation Noble Eagle (ONE) as a cost of war.
- 3/ CFI is Cumulative From Inception.
- 4/ Obligations that exceed funds available reflect cash flowing from baseline operations.

**FY 2017 Estimate of Cost of War for FY 2017 Appropriations
(Amounts in Thousands)
As of June 30, 2017**

Table 1 -- Reprogramming Actions into/out of Cost of War Funds

Reprogramming Action:	1	2
APPROPRIATION		
2017/2017 Military Personnel, Army		22,092
2017/2017 National Guard Personnel, Army	744	
2017/2017 Operation and Maintenance, Army	45,000	
2017/2017 Operation and Maintenance, Navy	850	
2017/2017 Reserve Personnel, Air Force	272	
2017/2017 Operation and Maintenance, Air Force	18,534	
2017/2017 Operation and Maintenance, Defense-Wide	229,000	
2017/2018 Operation and Maintenance, Defense-Wide	11,000	
2017/2017 Drug Interdiction & Cntr Drug Activities	-35,400	
Reprogramming Total	270,000	22,092
Cumulative Reprogramming Total	270,000	292,092

1. FY 17-05 PA; Counterterrorism Partnership Funds for Syria Train & Equip, (220,000)
 FY 17-01 PA; Counterterrorism Partnership Funds for Syria Train & Equip, (50,000)
 FY 17-01 IR; Drug Interdiction and Counter-Drug Activities, Defense, (Zero Net Change)
 FY 17-02 LT; Directed transfer in DoD Appropriation Act, (Zero Net Change)
2. Base to OCO Declaration, Military Personnel, Army, (22,092)

FY 2017 Cost of War for FY 2016 Appropriations

**FY 2017 Estimate of Cost of War for FY 2016 Appropriations
(Amounts in Thousands)
As of June 30, 2017**

APPROPRIATION Fiscal Year 2016 Accounts	Notes	Funds Appropriated 1/ 6/	Funds Transferred 4/	Funds Available	Obligations March 2017	Obligations CFI 2/	Disbursements CFI 3/	Unpaid Obligations	Unobligated Balance	Percent Obligated
21 2016/2016 2010 Military Personnel, Army	7/	1,846,356	20,653	1,867,009	0	1,905,673	1,905,673	0	-38,664	102%
21 2016/2016 2070 Reserve Personnel, Army		17,162	0	17,162	0	17,127	16,068	1,059	35	100%
21 2016/2016 2060 National Guard Personnel, Army		149,015	-18,399	130,616	-16	125,406	119,823	5,583	5,210	96%
21 2016/2016 2020 Operation and Maintenance, Army	6/ 7/	11,668,548	1,798,038	13,466,586	-397	13,507,765	6,606,277	6,901,488	-41,179	100%
21 2016/2016 2080 Operation and Maintenance, Army Reserve	6/ 7/	24,554	0	24,554	0	25,611	17,986	7,625	-1,057	104%
21 2016/2016 2065 Operation and Maintenance, Army Natl Guard		60,845	0	60,845	0	51,066	30,163	20,903	9,779	84%
21 2016/2018 2031 Aircraft Procurement, Army		161,987	111,300	273,287	-39,642	219,815	122,786	97,029	53,472	80%
21 2016/2018 2032 Missile Procurement, Army		37,260	0	37,260	796	24,518	3,444	21,074	12,742	66%
21 2016/2018 2033 Procurement of Weapons & Tracked Vehicles, Army		486,630	0	486,630	16,376	450,471	153,481	296,990	36,159	93%
21 2016/2018 2034 Procurement of Ammunition, Army		222,040	0	222,040	737	199,365	42,040	157,325	22,675	90%
21 2016/2018 2035 Other Procurement, Army		1,175,596	-24,471	1,151,125	104,627	1,101,955	522,145	579,810	49,170	96%
21 2016/2017 2040 Research, Development, Test, and Eval, Army		1,500	0	1,500	0	1,496	1,282	214	4	100%
17 2016/2016 1453 Military Personnel, Navy		251,011	92,841	343,852	0	342,551	340,889	1,662	1,301	100%
17 2016/2016 1405 Reserve Personnel, Navy		12,693	0	12,693	0	12,693	12,453	240	0	100%
17 2016/2016 1804 Operation and Maintenance, Navy	6/ 7/	4,789,789	219,669	5,009,458	0	5,062,035	3,628,162	1,433,873	-52,577	101%
17 2016/2016 1806 Operation and Maintenance, Navy Reserve	6/	31,462	0	31,462	0	31,406	22,127	9,279	56	100%
17 2016/2018 1506 Aircraft Procurement, Navy		210,990	0	210,990	2,268	161,754	53,068	108,686	49,236	77%
17 2016/2018 1508 Procurement of Ammunition, Navy and USMC		117,966	0	117,966	-60	114,699	33,312	81,387	3,267	97%
17 2016/2018 1810 Other Procurement, Navy		186	0	186	0	86	86	0	100	46%
17 2016/2016 1105 Military Personnel, Marine Corps		171,079	315	171,394	0	143,857	65,548	78,309	27,537	84%
17 2016/2016 1108 Reserve Personnel, Marine Corps		3,393	0	3,393	0	3,300	2,937	363	93	97%
17 2016/2016 1106 Operation and Maintenance, Marine Corps	6/	914,186	23,000	937,186	-602	841,837	751,876	89,961	95,349	90%
17 2016/2016 1107 Operation and Maintenance, USMC Reserve		3,455	0	3,455	-3	3,225	3,122	103	230	93%
17 2016/2018 1109 Procurement, Marine Corps		56,934	6,800	63,734	0	60,558	40,023	20,535	3,176	95%
57 2016/2016 3500 Military Personnel, Air Force		726,126	157,287	883,413	0	848,344	848,344	0	35,069	96%
57 2016/2016 3700 Reserve Personnel, Air Force	7/	18,710	0	18,710	0	21,047	6,897	14,150	-2,337	112%
57 2016/2016 3850 National Guard Personnel, Air Force		2,828	2,327	5,155	0	5,155	5,012	143	0	100%
57 2016/2016 3400 Operation and Maintenance, Air Force	6/	8,290,224	154,440	8,444,664	-5,331	8,285,351	7,411,812	873,539	159,313	98%
57 2016/2016 3740 Operation and Maintenance, Air Force Reserve		58,106	0	58,106	0	57,152	35,663	21,489	954	98%
57 2016/2016 3840 Operation and Maintenance, Air Natl Guard		19,900	0	19,900	-1,212	11,838	5,745	6,093	8,062	59%
57 2016/2018 3010 Aircraft Procurement, Air Force		128,900	108,200	237,100	32,040	95,930	23,463	72,467	141,170	40%
57 2016/2018 3020 Missile Procurement, Air Force		289,142	0	289,142	0	71	71	0	289,071	0%
57 2016/2018 3011 Procurement of Ammunition, Air Force		228,874	0	228,874	0	217,677	46,931	170,746	11,197	95%
57 2016/2018 3080 Other Procurement, Air Force		127,465	4,197	131,662	108	64,481	18,510	45,971	67,181	49%
57 2016/2017 3600 Research, Development, Test and Eval, Air Force		300	0	300	0	0	0	0	300	0%
97 2016/2016 0100 Operation and Maintenance, Defense-Wide	6/	3,363,389	545,275	3,908,664	-1,387	3,806,325	2,255,351	1,550,974	102,339	97%
97 2016/2017 0100 Operation and Maintenance, Defense-Wide		860,000	0	860,000	674	623,180	623,180	0	236,820	72%
97 2016/2016 0107 Office of the Inspector General, Defense		10,262	2,900	13,162	0	11,272	11,962	-690	1,890	86%
97 2016/2016 0130 Defense Health Program, Defense		272,704	14,364	287,068	-1	284,019	266,319	17,700	3,049	99%
97 2016/2018 0300 Procurement, Defense-Wide		140,436	73,368	213,804	16	191,859	112,038	79,821	21,945	90%
97 2016/2017 0400 Research, Development, Test and Eval, Defense	8/	8,000	10,559	18,559	0	-146	568	-714	18,705	-1%
97 2016/XXXX 4930 Defense Working Capital Funds, Defense		88,850	0	88,850	2,657	3,766	1,109	2,657	85,084	4%

**FY 2017 Estimate of Cost of War for FY 2016 Appropriations
(Amounts in Thousands)
As of June 30, 2017**

APPROPRIATION Fiscal Year 2016 Accounts	Notes	Funds Appropriated 1/ 6/	Funds Transferred 4/	Funds Available	Obligations March 2017	Obligations CFI 2/	Disbursements CFI 3/	Unpaid Obligations	Unobligated Balance	Percent Obligated
21 2016/2017 2091 Afghanistan Security Forces Fund, Army		3,502,257	0	3,502,257	-278,483	3,073,518	2,739,225	334,293	428,739	88%
21 2016/2018 2093 Joint Improvised Explosive Device Defeat Fund		349,464	0	349,464	146	343,738	216,103	127,635	5,726	98%
21 2016/2017 2097 Iraq Train and Equip Fund		715,000	0	715,000	53,433	681,892	690,352	-8,460	33,108	95%
97 2016/2016 0105 Drug Interdiction & Cntr Drug Activities		186,000	-186,000	0	0	0	0	0	0	0%
Sub-Total		41,801,574	3,116,663	44,918,237	-113,256	43,034,738	29,813,426	13,221,312	1,883,499	96%
Non-War Funds	5/	15,352,907	0	15,352,907	0	0	0	0	15,352,907	0%
Operation Noble Eagle - Baseline Funds	2/	0	0	95,612	0	0	0	0	95,612	0%
Grand Total		57,154,481	3,116,663	60,366,756	-113,256	43,034,738	29,813,426	13,221,312	17,332,018	71%

**FY 2017 Estimate of Cost of War for FY 2016 Appropriations
(Amounts in Thousands)
As of June 30, 2017**

FY 2016 Status of Funds Footnotes:

1/ Reflects funding provided in Public Law 114-53, the Continuing Resolutions Act, 2016.

2/ Obligations include **\$95,612** for Operation Noble Eagle (ONE) as a cost of war.

3/ CFI is Cumulative From Inception.

4/ Table 1 reflects funds transferred into/out of FY 2016 war funds. The appropriation transfer column totals may also include the results of internal reprogrammings within the cost of war funds.

5/ Table 2 reflects Non-War funds whose execution is not included in the DoD Cost of War Report.

6/ Table 3 reflects OCO funding that was reduced by **\$893,519** due to a congressional mark that was applied to the Department of Defense Appropriations Act, 2016.

7/ Obligations that exceed funds available reflect cash flowing from baseline operations.

8/ Obligations with a negative ITD balance indicates a reporting discrepancy and will be corrected in a subsequent period.

**FY 2017 Estimate of Cost of War for FY 2016 Appropriations
(Amounts in Thousands)
As of June 30, 2017**

Table 1 -- Reprogramming Actions into/out of Cost of War Funds

Reprogramming Action:	1	2	3	4	5	6	7	8	9	10
APPROPRIATION										
2016/2016 Military Personnel, Army								-54,347	75,000	
2016/2016 National Guard Personnel, Army		672				199		-19,270		
2016/2016 Operation and Maintenance, Army		26,629	4,500			6,625	135,153	1,367,435	83,335	174,361
2016/2016 Aircraft Procurement, Army						84,000				27,300
2016/2018 Other Procurement, Army									-24,471	
2016/2016 Military Personnel, Navy							86,041			6,800
2016/2016 Operation and Maintenance, Navy		396	68,503	11,700	47,600	1,606		89,864		
2016/2016 Military Personnel, Marine Corps		215				78		22		
2016/2016 Operation and Maintenance, Marine Corps							23,000			
2016/2018 Procurement, Marine Corps								6,800		
2016/2016 Military Personnel, Air Force					10,000			147,287		
2016/2016 National Guard Personnel, Air Force										2,327
2016/2016 Operation and Maintenance, Air Force		11,223	4,500	88,100	8,820	49,988		-8,191		
2016/2018 Aircraft Procurement, Air Force				108,200						
2016/2018 Other Procurement, Air Force						2,435		12,482		-10,720
2016/2016 Operation and Maintenance, Defense-Wide	14,319	1,188	107,453	13,800	46,450	387,348	35,000	-19,374	-40,909	
2016/2016 Office of the Inspector General, Defense									2,900	
2016/2016 Defense Health Program, Defense									14,364	
2016/2018 Procurement, Defense-Wide				36,000	23,400			9,949	4,019	
2016/2017 Research, Development, Test and Eval, Defense						12,000	48,900		-1,441	-48,900
2016/2016 Drug Interdiction & Cntr Drug Activities		-40,323				-145,677				
Reprogramming Total	14,319	0	184,956	257,800	226,895	443,130	1,560,376	224,086	264,721	-59,620
Cumulative Reprogramming Total	14,319	14,319	199,275	457,075	683,970	1,127,100	2,687,476	2,911,562	3,176,283	3,116,663

1. Base to OCO, DCMA Base-to-OCO, (\$14,319)
2. FY16-02 IR, Drug Interdiction and Counter-Drug Activities, (Zero Net Change)
3. FY16-02 PA, Counterterrorism Partnerships Fund for Syria Train & Equip, (\$116,453);
Base to OCO, Restore Fuel Savings, (\$68,503)
4. FY16-10 IR, Intelligence, Surveillance and Reconnaissance Request, (\$257,800)
5. FY16-13 IR, Intelligence, Surveillance and Reconnaissance (ISR) - Part 2, (\$226,895)
6. FY16-09 IR, Drug Interdiction and Counter Drug Activities, (\$Zero Net Change);
FY 16-11 PA, Counterterrorism Partnerships Fund Transfer for Syria Train and Equip, (\$300,000);
FY 16-13 PA, Operation Freedom Sentinel and Other Priorities, (\$143,130)
7. FY16-13 PA, Operation Freedom Sentinel and Other Priorities, (\$1,560,376)
8. FY 16-15 IR Classified Programs & Drug Interdiction and Counter-Drug Activities, Defense, (\$-842)
FY 16-18 PA Intelligence Surveillance and Reconnaissance (ISR) Request - MIP, (Zero Net Change)
FY 16-19 PA April 2016 Prior Approval, (\$133,380)
FY 16-20 IR Classified Programs, (Zero Net Change)
FY 16-21 PA May 2016 Prior Approval, (\$90,728)
FY 16-22 PA Omnibus 2016 Request, (Zero Net Change)
FY 16-25 IR Drug Interdiction and Counter-Drug Activities, Defense, (\$820)
9. FY16-19 PA, April 2016 Prior Approval, (\$163,330)
FY16-23 PA, OMNIBUS 2016 Military Intelligence Program (MIP), (Zero Net Change)
FY16-29 PA, Military Intelligence Program, (Zero Net Change)
FY16-30 PA, August 2016 Prior Approval, (\$6,800)
Base to OCO, (\$94,591)
Below Threshold Reprogramming, (Zero Net Change)
10. FY16-13 PA June 2016, Operation Freedom SENTINAL and Other Priorities, (-\$48,900)
FY 16-25 IR, Drug Interdiction and Counter-Drug Activities, Defense (-\$10,720)

**FY 2017 Estimate of Cost of War for FY 2016 Appropriations
(Amounts in Thousands)
As of June 30, 2017**

Table 2 -- Non-War Programs or Programs Whose Execution Is Not Included in the DoD Cost of War Report

Non-War/Not Reported on the DoD Cost of War Report	Fund Item Description	Military Personnel	Operation & Maintenance	Procurement	Total
21 2016/2016 2020 Operation and Maintenance, Army	Congressional transfer from Title II to Title IX		2,200,000		2,200,000
17 2016/2016 1804 Operation and Maintenance, Navy	Congressional transfer from Title II to Title IX		2,200,000	-	2,200,000
17 2016/2016 1106 Operation and Maintenance, Marine Corps	Congressional transfer from Title II to Title IX		420,000		420,000
57 2016/2016 3400 Operation and Maintenance, Air Force	Congressional transfer from Title II to Title IX		2,200,000		2,200,000
Operation and Maintenance, Subtotal			7,020,000	-	7,020,000
97 2016/2018 0350 National Guard and Reserve Equipment, Defense	Baseline Programs funded by Congress in OCO			1,000,000	1,000,000
21 2016/2016 2020 Operation and Maintenance, Army	Restore Readiness		336,583		336,583
21 2016/2016 2065 Operation and Maintenance, Army Nat'l Guard	Restore Readiness		75,000		75,000
21 2016/2016 2080 Operation and Maintenance, Army Reserve	Restore Readiness		75,000		75,000
European Reassurance Initiative			789,300		789,300
Counterterrorism Partnerships Fund			1,100,000		1,100,000
Ukraine Security Initiative			250,000		250,000
Classified Programs					4,707,024
Non-War Programs Totals			9,645,883	1,000,000	15,352,907

Table 3 -- Section 8128 Fuel Saving applied to Overseas Contingency Operations

Non-War/Not Reported on the DoD Cost of War Report	Fund Item Description	Operation & Maintenance	Total
21 2016/2016 2020 Operation and Maintenance, Army	Fuel Reduction	271,349	271,349
21 2016/2016 2080 Operation and Maintenance, Army Reserve	Fuel Reduction	5	5
17 2016/2016 1804 Operation and Maintenance, Navy	Fuel Reduction	164,202	164,202
17 2016/2016 1806 Operation and Maintenance, Navy Reserve	Fuel Reduction	181	181
17 2016/2016 1106 Operation and Maintenance, Marine Corps	Fuel Reduction	11,478	11,478
57 2016/2016 3400 Operation and Maintenance, Air Force	Fuel Reduction	431,226	431,226
97 2016/2016 0100 Operation and Maintenance, USSOCOM	Fuel Reduction	15,078	15,078
Operation and Maintenance, Total		893,519	893,519

FY 2017 Cost of War for FY 2015 Appropriations

**FY 2017 Estimate of Cost of War for FY 2015 Appropriations
(Amounts in Thousands)
As of June 30, 2017**

APPROPRIATION Fiscal Year 2015 Accounts	Notes	Funds Appropriated 1/	Funds Transferred 4/	Funds Available	Obligations June 2017	Obligations CFI 2/ 3/	Disbursements CFI 3/	Unpaid Obligations	Unobligated Balance	Percent Obligated
21 2015/2015 2010 Military Personnel, Army		3,258,470	-210,000	3,048,470	0	2,972,442	2,972,442	0	76,028	98%
21 2015/2015 2070 Reserve Personnel, Army		24,990	0	24,990	3	22,409	21,193	1,216	2,581	90%
21 2015/2015 2060 National Guard Personnel, Army		174,778	288	175,066	-1	158,587	144,598	13,989	16,479	91%
21 2015/2015 2020 Operation and Maintenance, Army		16,817,765	-249,005	16,568,760	-61	16,460,849	7,446,555	9,014,294	107,911	99%
21 2015/2016 2020 Operation and Maintenance, Army		250,000	0	250,000	0	245,060	114,752	130,308	4,940	98%
21 2015/2015 2080 Operation and Maintenance, Army Reserve		41,532	0	41,532	0	33,718	19,645	14,073	7,814	81%
21 2015/2015 2065 Operation and Maintenance, Army National Guard		76,461	0	76,461	0	71,157	41,830	29,327	5,304	93%
21 2015/2017 2031 Aircraft Procurement, Army		196,200	391,511	587,711	-417	581,401	196,917	384,484	6,310	99%
21 2015/2017 2032 Missile Procurement, Army		32,136	34,465	66,601	3,556	59,335	33,685	25,650	7,266	89%
21 2015/2017 2033 Procurement of Weapons & Tracked Vehicles		5,000	0	5,000	0	5,000	5,000	0	0	100%
21 2015/2017 2034 Procurement of Ammunition, Army		140,905	27,137	168,042	13	135,351	62,905	72,446	32,691	81%
21 2015/2017 2035 Other Procurement, Army		773,583	101,584	875,167	1,693	809,046	694,546	114,500	66,121	92%
21 2015/2016 2040 Research, Development, Test, and Evaluation, Army		2,000	33,603	35,603	0	35,603	16,058	19,545	0	100%
17 2015/2015 1453 Military Personnel, Navy	7/	332,166	0	332,166	0	351,063	345,084	5,979	-18,897	106%
17 2015/2015 1405 Reserve Personnel, Navy		13,953	0	13,953	0	13,616	13,324	292	337	98%
17 2015/2015 1804 Operation and Maintenance, Navy	7/	5,380,169	511,948	5,892,117	0	5,899,340	4,080,929	1,818,411	-7,223	100%
17 2015/2015 1806 Operation and Maintenance, Navy Reserve		45,876	0	45,876	0	45,856	35,796	10,060	20	100%
17 2015/2017 1506 Aircraft Procurement, Navy		243,359	0	243,359	198	240,125	139,895	100,230	3,234	99%
17 2015/2017 1507 Weapons Procurement, Navy		66,785	0	66,785	0	65,148	6,597	58,551	1,637	98%
17 2015/2017 1508 Procurement of Ammunition, Navy and Marine Corps		154,519	0	154,519	1,269	153,774	70,589	83,185	745	100%
17 2015/2017 1810 Other Procurement, Navy		121,310	0	121,310	-1,129	58,419	14,497	43,922	62,891	48%
17 2015/2016 1319 Research, Development, Test, and Evaluation, Navy		940	1,200	2,140	29	2,140	1,911	229	0	100%
17 2015/2015 1105 Military Personnel, Marine Corps		403,311	-51,584	351,727	0	305,911	305,911	0	45,816	87%
17 2015/2015 1108 Reserve Personnel, Marine Corps		5,069	0	5,069	0	3,756	3,756	0	1,313	74%
17 2015/2015 1106 Operation and Maintenance, Marine Corps		1,485,904	-57,478	1,428,426	-462	1,044,895	956,222	88,673	383,531	73%
17 2015/2015 1107 Operation and Maintenance, Marine Corps Reserve	8/	10,540	0	10,540	0	10,110	11,796	-1,686	430	96%
17 2015/2017 1109 Procurement, Marine Corps		65,589	0	65,589	30	58,545	58,483	62	7,044	89%
57 2015/2015 3500 Military Personnel, Air Force		728,334	4,094	732,428	0	719,024	719,024	0	13,404	98%
57 2015/2015 3700 Reserve Personnel, Air Force	7/	19,175	580	19,755	0	19,759	13,554	6,205	-4	100%
57 2015/2015 3850 National Guard Personnel, Air Force		4,894	560	5,454	0	5,454	5,040	414	0	100%
57 2015/2015 3400 Operation and Maintenance, Air Force		9,034,449	165,452	9,199,901	-3,406	9,094,467	8,823,165	271,302	105,434	99%
57 2015/2015 3740 Operation and Maintenance, Air Force Reserve		77,794	0	77,794	0	73,371	67,696	5,675	4,423	94%
57 2015/2015 3840 Operation and Maintenance, Air National Guard		20,300	0	20,300	-17,494	18,466	6,094	12,372	1,834	91%
57 2015/2017 3010 Aircraft Procurement, Air Force		481,019	-59,500	421,519	2,996	302,600	129,353	173,247	118,919	72%
57 2015/2017 3020 Missile Procurement, Air Force		136,189	245,169	381,358	56,937	356,704	261,941	94,763	24,654	94%
57 2015/2017 3011 Procurement of Ammunition, Air Force		219,785	89,829	309,614	-3	242,573	159,372	83,201	67,041	78%
57 2015/2017 3080 Other Procurement, Air Force		286,838	-83,965	202,873	18	173,506	114,584	58,922	29,367	86%
57 2015/2016 3600 Research, Development, Test and Eval, Air Force		0	650	650	0	0	0	0	650	0%
97 2015/2015 0100 Operation and Maintenance, Defense-Wide		3,691,007	325,992	4,016,999	-594	3,801,709	2,747,325	1,054,384	215,290	95%
97 2015/2016 0100 Operation and Maintenance, Defense-Wide		1,260,000	-510,000	750,000	0	714,196	714,196	0	35,804	95%
97 2015/2015 0107 Office of the Inspector General, Defense	7/	10,623	0	10,623	0	12,554	11,322	1,232	-1,931	118%
97 2015/2015 0130 Defense Health Program, Defense	7/	300,531	0	300,531	0	338,032	296,630	41,402	-37,501	112%
97 2015/2017 0300 Procurement, Defense-Wide		190,857	105,635	296,492	7,282	277,464	190,011	87,453	19,028	94%
97 2015/2016 0400 Research, Development, Test and Eval, Defense		11,200	24,000	35,200	0	11,200	10,211	989	24,000	32%
97 2015/XXXX 4930 Defense Working Capital Funds, Defense		91,350	0	91,350	3	4,519	4,516	3	86,831	5%
21 2015/2016 2091 Afghanistan Security Forces Fund, Army		4,109,333	-170,000	3,939,333	-15,730	3,921,425	3,782,866	138,559	17,908	100%

**FY 2017 Estimate of Cost of War for FY 2015 Appropriations
(Amounts in Thousands)
As of June 30, 2017**

APPROPRIATION Fiscal Year 2015 Accounts	Notes	Funds Appropriated 1/	Funds Transferred 4/	Funds Available	Obligations June 2017	Obligations CFI 2/ 3/	Disbursements CFI 3/	Unpaid Obligations	Unobligated Balance	Percent Obligated
21 2015/2017 2093 Joint Improvised Explosive Device Defeat Fund		444,464	20,000	464,464	-8,431	452,932	403,274	49,658	11,532	98%
21 2015/2016 2097 Iraq Train and Equip Fund		1,618,000	0	1,618,000	-97	1,612,397	1,559,916	52,481	5,603	100%
97 2015/2016 0105 Drug Interdiction & Counter Drug Activities, Defense		205,000	-141,134	63,866	0	0	0	0	63,866	0%
Sub-Total		53,064,452	551,031	53,615,483	26,202	51,995,008	37,835,006	14,160,002	1,620,475	97%
Non-War Funds	5/ 6/	12,373,710	0	12,373,710	0	0	0	0	12,373,710	0%
Operation Noble Eagle - Baseline Funds	2/	0	0	98,559	0	0	0	0	98,559	0%
Grand Total		65,438,162	551,031	66,087,752	26,202	51,995,008	37,835,006	14,160,002	14,092,744	79%

**FY 2017 Estimate of Cost of War for FY 2015 Appropriations
(Amounts in Thousands)
As of June 30, 2017**

FY 2015 Status of Funds Footnotes:

1/ Reflects funding provided in Public Law 113-164, the Continuing Appropriations Resolution, 2015.

2/ Obligations include **\$98,559** for Operation Noble Eagle (ONE) as a cost of war.

3/ CFI is Cumulative From Inception.

4/ Table 1 reflects funds transferred into/out of FY 2015 war funds. The appropriation transfer column totals may also include the results of internal reprogrammings within the cost of war funds.

5/ Table 2 reflects Non-War funds whose execution is not included in the DoD Cost of War Report.

6/ Table 3 discloses **\$941,917** in obligations related to the Readiness Section 9018 whose execution is not included in the DoD Cost of War Report

7/ Obligations that exceed funds available reflect cash flowing from baseline appropriations.

8/ Disbursements that exceed obligations indicates a reporting discrepancy that will be corrected in the subsequent reporting period.

**FY 2017 Estimate of Cost of War for FY 2015 Appropriations
(Amounts in Thousands)
As of June 30, 2017**

Table 1 -- Reprogramming Actions into/out of Cost of War Funds

Reprogramming Action:	1	2	3	4	5	6	7	8	9
APPROPRIATION									
2015/2015 Military Personnel, Army					-235,000	25,000			
2015/2015 National Guard Personnel, Army	635	-367			20				
2015/2015 Operation and Maintenance, Army	103,023	109,446	15,603		-32,278	-444,799			
2015/2015 Operation and Maintenance, Army National Guard	75	-75							
2015/2017 Aircraft Procurement, Army						391,511			
2015/2017 Missile Procurement, Army								10,465	24,000
2015/2017 Procurement of Ammunition, Army									27,137
2015/2017 Other Procurement, Army		32,000			28,918	40,666			
2015/2016 Research, Development, Test, and Evaluation, Army						33,603			
2015/2015 Reserve Personnel, Navy	60	-60							
2015/2015 Operation and Maintenance, Navy	1,000				419,678	91,270			
2015/2016 Research, Development, Test, and Evaluation, Navy						1,200			
2015/2015 Military Personnel, Marine Corps	153	125			-51,862				
2015/2015 Operation and Maintenance, Marine Corps	22				-57,500				
2015/2015 Military Personnel, Air Force						4,094			
2015/2015 Reserve Personnel, Air Force	250	330							
2015/2015 National Guard Personnel, Air Force	65	-65							560
2015/2015 Operation and Maintenance, Air Force	34,197	103,455	47,947		16,441	-36,588			
2015/2017 Aircraft Procurement, Air Force			-120,000			33,000			
2015/2017 Procurement of Ammunition, Air Force								89,829	
2015/2017 Missile Procurement, Air Force			190,000					55,169	
2015/2017 Other Procurement, Air Force		13,500	-70,000		-2,900	2,935			
2015/2016 Research, Development, Test and Eval, Air Force					650				
2015/2015 Operation and Maintenance, Defense-Wide	2,800	350,364		-1,880	1,200	-26,492			
2015/2016 Operation and Maintenance, Defense-Wide								-486,000	-24,000
2015/2017 Procurement, Defense-Wide		2,190		1,880		48,165			53,400
2015/2016 Research, Development, Test and Eval, Defense		24,000							
2015/2016 Afghanistan Security Forces Fund, Army							-400,000	230,000	
2015/2017 Joint Improvised Explosive Device Defeat Fund									20,000
2015/2016 Drug Interdiction & Cntr Drug Activities					-16,000	-125,134			
Reprogramming Total	142,280	634,843	63,550	0	71,367	38,431	-400,000	-100,537	101,097
Cumulative Reprogramming Total	142,280	777,123	840,673	840,673	912,040	950,471	550,471	449,934	551,031

1. FY 15-01 IR, Drug Interdiction and Counter-Drug Activities, Defense, dated January 31, 2015
2. FY 15-09, LEAP UAS Initiative; FY 15-07 IR and FY 15-10 PA, Syria Train and Equip; FY 15-11 IR, Drug Interdiction and Counter-Drug Activities, Defense, dated April 30, 2015
3. FY 15-11 IR, Drug Interdiction and Counter-Drug Activities, Defense, FY 15-07 PA, Predator Hellfire Missiles, dated May 31, 2015
4. FY 15-14 IR, Classified Programs, Various Appropriations, dated June 29, 2015
5. FY 15-23 PA, OMNIBUS 2015 Prior Approval Request; FY 15-30 IR, Drug Interdiction and Counter-Drug Activities, Defense - PART II OCO : Various Appropriations, dated June 30, 2015 and August 6, 2015
6. FY 15-28 PA, Joint Urgent Operation Need (JUON); FY 15-24 PA, OMNIBUS 2015 Military Intelligence Programs; FY 15-36 IR, Counterterrorism Partnerships Fund Residuals - Syria Train and Equip; and Below Threshold Reprogramming, dated September 24, 2015; FY 15-23 PA (SEP), OMNIBUS 2015 Prior Approval Request - September Implementation, dated September 30, 2015
7. PL 114-113, Rescission to the Afghanistan Security Forces Fund (ASFF), per the Consolidated Appropriations Act of 2016, dated December 22, 2015
8. FY 16-22 PA Omnibus 2016 Request
9. FY 16-20 PA, Ombibus 2016, dated August 30, 2016; FY 16-22 PA Omnibus 2016 Request, dated August 30, 2016; FY 16-27 PA, Lethal Miniature Aerial Missile Systems (LMAMS), dated September 19, 2016

**FY 2017 Estimate of Cost of War for FY 2015 Appropriations
(Amounts in Thousands)
As of June 30, 2017**

Table 2 -- Non-War Programs or Programs Whose Execution Is Not Included in the DoD Cost of War Report

Non-War/Not Reported on the DoD Cost of War Report	Fund Item Description	Military Personnel	Operation & Maintenance	Procurement	Total
21 2015/2015 2020 Operation and Maintenance, Army	Congressional transfer from Title II to Title IX		850,000		850,000
17 2015/2015 1804 Operation and Maintenance, Navy	Congressional transfer from Title II to Title IX		850,000	-	850,000
17 2015/2015 1106 Operation and Maintenance, Marine Corps	Congressional transfer from Title II to Title IX		350,000		350,000
57 2015/2015 3400 Operation and Maintenance, Air Force	Congressional transfer from Title II to Title IX		850,000		850,000
Operation and Maintenance, Subtotal			2,900,000	-	2,900,000
97 2015/2017 0350 National Guard and Reserve Equipment, Defense	Baseline Programs funded by Congress in OCO			1,200,000	1,200,000
Readiness Section 9018 (1)			1,000,000		1,000,000
European Reassurance Initiative					984,450
Counterterrorism Partnerships Fund					1,300,000
Non-DoD Classified					4,923,973
Medicare Eligible Retiree Healthcare Fund (MERHCF)		65,287			65,287
Non-War Programs Totals		65,287	3,900,000	1,200,000	12,373,710

(1) Obligations related to Readiness Section 9018 are disclosed in Table 3 below.

Table 3-- Readiness Section 9018 Obligations Not Included in the DoD Cost of War Report

Operation and Maintenance	Budget Line Item Title	Budget Line Item	Total Obligations
21 2015/2015 2020 Operation and Maintenance, Army	Operating Forces	01	163,212
21 2015/2015 2020 Operation and Maintenance, Army	Training and Recruiting	03	26,705
21 2015/2015 2080 Operation and Maintenance, Army Reserve	Operating Forces	01	25,904
21 2015/2015 2065 Operation and Maintenance, Army Natl Guard	Operating Forces	01	80,373
17 2015/2015 1804 Operation and Maintenance, Navy	Operating Forces	01	312,776
17 2015/2015 1806 Operation and Maintenance, Navy Reserve	Operating Forces	01	11,619
17 2015/2015 1106 Operation and Maintenance, Marine Corps	Operating Forces	01	47,591
17 2015/2015 1107 Operation and Maintenance, USMC Reserve	Operating Forces	01	2,633
57 2015/2015 3400 Operation and Maintenance, Air Force	Operating Forces	01	214,607
57 2015/2015 3400 Operation and Maintenance, Air Force	Training and Recruiting	03	17,011
57 2015/2015 3740 Operation and Maintenance, Air Force Reserve	Operating Forces	01	39,486
Military Readiness Totals			941,917