

**RED INTEGRATED STRATEGIC
OFFENSIVE PLAN
(RISOP)**

RISOP-96

April 1995

Obtained Under the
Freedom of Information Act
by Hans M. Kristensen

98-96h

NOT RELEASABLE TO FOREIGN NATIONALS
WARNING NOTICE--Intelligence Sources or Methods Involved

Classified by Multiple Sources
Declassify on OADR


(S-NF) EXECUTIVE SUMMARY

(C) The Red Integrated Strategic Offensive Plan (RISOP) provides the Joint Staff, the Services, and Defense agencies with a detailed, hypothetical, opposing-force, general nuclear war plan suitable for analysis and evaluation of the US Single Integrated Operations Plan (SIOP). RISOP revisions coincide with SIOP revisions. CJCS Instruction 3232.01, "Development and Release of the Red Strategic Offensive Plan," gives the Director for Force Structure, Resources, and Assessment (J-8) the responsibility for developing the RISOP with the assistance of the Red Planning Board (RPB).

(S-NF) RISOP-96 is a hypothetical war plan using Russian strategic forces



(S-NF)



(S-NF)

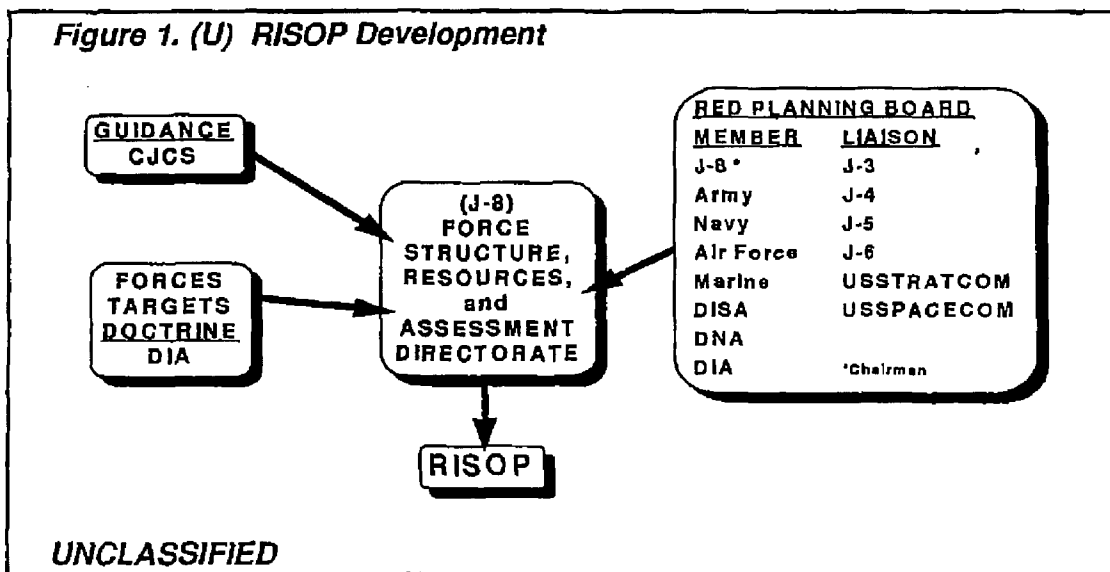


(U) INTRODUCTION

(U) As specified in CJCS Instruction 3232.01, "Development and Release of the Red Strategic Offensive Plan," the Director, J-8 is responsible for developing The Red Integrated Strategic Offensive Plan (RISOP), a hypothetical, opposing-force, general nuclear war plan suitable for analysis and evaluation of the US Single Integrated Operations Plan (SIOP). RISOP-96 is a hypothetical Russian strategic nuclear war plan developed by the Warfighting Analysis Division (WAD), Force Structure, Resources, and Assessment Directorate (J-8), Joint Staff, with the assistance of the Red Planning Board (RPB).

(U) RISOP-96 CONCEPT

(U) The purpose of RISOP-96 is to provide a detailed opposing force threat plan suitable for a variety of analytical purposes. The RISOP is used to evaluate the projected SIOP. It is also used to conduct force structure, arms control, and continuity of government analysis, and to carry out communications studies and prelaunch survivability computations and other strategic analyses. RISOP-96 is not an intelligence appraisal and J-8 is not part of the intelligence community. RISOP-96 represents only one of many possible applications of estimated Russian capabilities as of 1 October 1995.



(U) The RISOP development process is depicted in Figure 1. The Chairman of the Joint Chiefs of Staff provides guidance for RISOP development. Order of battle, weapon characteristics, and Russian strategic doctrine are derived from Defense Intelligence Agency (DIA) projections and estimates for FY 1996. DIA develops the Russian Strategic Target Data Base. From it, J-8 builds the Blue Target Base (BTB) used in this plan. The Defense Information Systems Agency's (DISA) Strategic Planning Division builds the High-Altitude Burst (HAB) attack for J-8 and advises on a C3 attack. DISA's Joint Staff Studies and Analysis Support Division, along with analysts in

J-8/WAD, build the remainder of the attack. The RPB reviews and approves the use of all data inputs.

(C) The RISOP is based on two specific plans:

[REDACTED]

(C) RISOP-96 was developed with the following assumptions

[REDACTED]

(U) Since many of the key technical details of the hypothetical RISOP-96 attack are based on US methodology, programs, models, and techniques, failure to give proper consideration to these uncertainties may result in erroneous or misleading conclusions or invalid planning assumptions. Therefore, study results and presentations using RISOP-96 data will address the hypothetical nature and the potential effect of RISOP uncertainties. Estimates based on different assumptions or using different analytical tools could yield very different results. However, since RISOP-96 was constructed using the same methodologies and assumptions as previous RISOPs, the results can be compared to the results of previous RISOP assessments.

(U) RISOP-96 OBJECTIVES

(S)


[REDACTED]

(S-NF-WN)

Figure 2. (U) Worldwide Target Objectives



(S-NF-WN)




(U) **NUCLEAR MEANS** targets include nuclear force installations, weapon storage sites, and C3 facilities. **OTHER MILITARY** targets include conventional forces, ports, and airfields. Federal relocation and financial centers make up the **POLITICAL/ADMINISTRATIVE** category. Finally, those installations which could support a protracted war comprise the **INDUSTRIAL/ECONOMIC** category. Examples of this category are plants producing military equipment and energy.

(U) RISOP-96 FORCES

(S-NF-WN)




Figure 3. (U) Strategic Forces



SECRET-NOFORN



Figure 4. (U) Available Warheads



SECRET-NOFORN

(S-NF-WN)



(U) RISOP-96 STRATEGY

(S-NF-WN)



(U) HIGH-ALTITUDE BURST (HAB) ATTACK

(S-NF)



Figure 5. (U) High-Altitude Burst Order of Battle - Generated Plan



SECRET-NOFORN

(S-NF)




Figure 6. (U) High-Altitude Burst Order of Battle - Day-to-Day Plan



SECRET-NOFORN

(U) RESULTS - RISOP-96

(S-NF)



Figure 7. (U) Executed Warheads



SECRET-NOFORN

(S)





Figure 8. (U) Reserve Warheads



SECRET-NOFORN

(S) Figure 9 shows the initial strike times






Figure 9. (U) Worldwide Initial Strike Times - Generated Plan



SECRET-NOFORN

(S) Figure 10 shows the initial strike times

Figure 10. (U) US Initial Strike Times (Generated Plan)




SECRET-NOFORN

(S-NF)




Figure 11. (U) Initial EMP Coverage



SECRET-NOFORN

Figure 12. (U) Total EMP Coverage



SECRET-NOFORN

(S) Figure 13 provides



Figure 13. (U) High-Altitude Burst Times




SECRET-NOFORN

(S)



Figure 14. (U) Worldwide Damage Comparison



SECRET-NOFORN-WNINTEL

(S) Figure 15 illustrates damage results

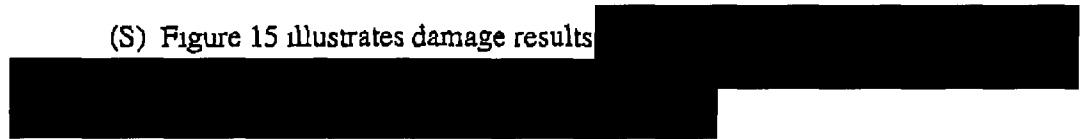



Figure 15. (U) US Damage Comparison



SECRET-NOFORN-WNINTEL

(S) Figure 16 illustrates




Figure 16. (U) US 5 PSI Overpressure (Generated Plan)




SECRET-NOFORN-WNINTEL

(S)



Figure 18. (U) US Projected Fallout (Generated Plan H+24)



SECRET-NOFORN-WNINTEL

(U) LIMITED RESULTS - RISOP-96 EXCURSION

(S-NF-WN) We again conducted an excursion on the Day-to-Day

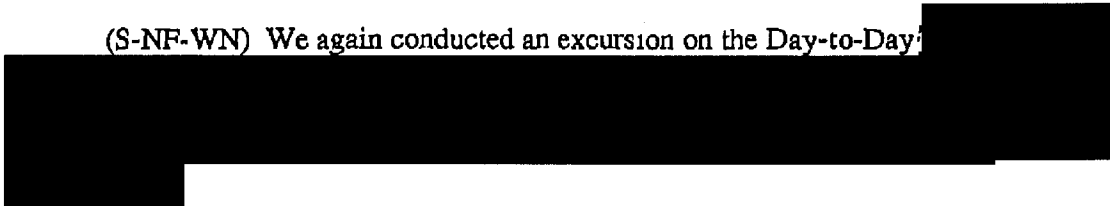


Figure 18. (U) High-Altitude Burst Order of Battle (Day-to-Day Plan)



SECRET-NOFORN-WNINTEL

(S-NF-WN)



Figure 19. (U) High-Altitude Burst Attack Excursion (Day-to-Day Plan)



SECRET-NOFORN-WNINTEL

(U) RISOP-96 TRENDS

(S-NF) RISOP-96 continues to show





Figure 20. (U) Target Base Trends



SECRET-NOFORN





Figure 21. (U) Available Warhead Trends (Generated Plan)



SECRET-NOFORN

Figure 22. (U) Available Warhead Trends (Day-to-Day Plan)




SECRET-NOFORN

(S-NE)



Figure 23. (U) Weapon System Trends (Generated Plan)



SECRET-NOFORN

(U) RISOP-96 CONCLUSIONS

(S-NF)

